

LESSON FOUR THE REVIEW CEREMONY

OVERVIEW

<u>DESCRIPTION:</u>	In this lesson, you will learn the sequence of events and the band's movements for review ceremonies.
<u>LEARNING OBJECTIVE:</u>	After completing this lesson you will be able to identify the sequence of events and the movements of a band at review ceremonies.
CONDITIONS:	Given the information in this lesson.
ACTIONS:	You will identify the sequence of events and the band's movements at review ceremonies.
STANDARDS:	IAW the information contained in this lesson.

INTRODUCTION

As drum major, you must be able to perform the movements and mace signals to lead a band in a review ceremony. This lesson describes the drum major's action and those of the band during the sequence of events for each type of a review ceremony.

PART A - THE REVIEW CEREMONY

1. The Review Ceremony.
 - a. A review is a military ceremony conducted to:
 - Honor a visiting higher commander, official, of dignitary.
 - Present decorations, awards, honors, or recognize members of a command.
 - Permit a higher commander, official, or dignitary to observe the state of training of a command.
 - Commemorate events.
 - NOTE:** *Review ceremonies can be dismounted or mounted. Dismounted reviews are conducted without vehicles; mounted reviews are conducted with vehicles.*
 - b. A review consists of the following sequence of events:
 - Formation of troops.
 - Presentation of command and honors (although a characteristic of a parade, sound off may be incorporated here following the presentation of command and honors).
 - Inspection (may be omitted for decoration, award, or retirement ceremonies).
 - Honors to the nation.

- Remarks (when appropriate).
 - March in review.
 - Conclusion.
- c. A review may also include:
- Retreat.
 - Decorations, awards, or individual retirement with or without retreat.
 - Change of command, activation, or inactivation of units with or without retreat.
2. Movement at Commands During Ceremonies. When the band commander and the drum major move at the command of the adjutant or the commander of troops, the following statements apply:
- If the adjutant or the commander of troops gives the command directly, the band commander and the drum major move at this command.
 - If the adjutant or the commander of troops directs the commanders to give the supplementary commands, the band commander and the drum major move at the command of the unit commander at the immediate left of the band.
3. Change Music During Ceremonies. Change music when either the band commander or the drum major directs **CHANGE YOUR MUSIC**. Change music while at parade rest with a minimum of motion. If this is not possible, bring the instruments up allowing enough time for the bandmembers to change their music before giving the downbeat.

PART B - SEQUENCE OF EVENTS FOR DISMOUNTED REVIEW

NOTE: Words in UPPER CASE indicate commands or actions of the band commander, the drum major, or the band. Words in "UPPER CASE" with quotation marks (") indicate actions, commands, or directives given by the commander of troops, the adjutant, or unit commander other than the band commander. Words underlined indicate the titles of music.

4. Formation of Troops.
- a. The drum major normally **FORMS** and **ALIGNS** the band on the final line 12 steps to the right of the marker for the right flank unit.
 - b. Prior to the start of the ceremony, the band commander then **RECEIVES THE BAND** and brings the band to **PARADE REST**. The band commander then **FACES ABOUT**, assumes the position of **PARADE REST**, and waits for the adjutant to direct "**SOUND ATTENTION**".

*NOTE: The band may play music prior to the beginning of the review. In this case, the band commander brings the band to **PARADE REST** prior to the start of the ceremony. The band commander then **FACES ABOUT**, assumes the position of **PARADE REST** and waits for the adjutant to direct "**SOUND ATTENTION**".*

5. Attention and Adjutant's Call.
- a. The adjutant directs "**SOUND ATTENTION**" while posted three steps from the left flank of the band. The band commander commands the band to **ATTENTION**.

- b. With the band at ATTENTION, the band commander signals INSTRUMENTS UP for the trumpet section only. The band commander conducts Attention and signals INSTRUMENTS DOWN
- c. The unit commanders immediately face about and command their units (in sequence from left to right) to "ATTENTION" and then face about. When the last unit is at attention, the adjutant directs "SOUND ADJUTANT'S CALL".
- d. The band commander signals INSTRUMENTS UP and conducts Adjutant's Call. The adjutant moves to his post
- e. If the troops are on the ready line the band commander directs the band into a march when the unit commander at the immediate left of the band commands "FORWARD, MARCH". The music continues until the last unit is on the final line.

NOTE: If the troops are on the final line prior to the start of the review, a march is not played immediately following Adjutant's Call.

- f. When all units are on the final line and have halted, the band commander signals CUT OFF. The units are at parade rest. The band commander brings the band to PARADE REST.
- g. The adjutant direct "BRING YOUR UNITS TO ATTENTION". The band comes to attention on the command of the unit commander at the immediate left of the band.
- h. The commander of troops and his staff move to their post facing the troops. The adjutant directs "BRING YOUR UNITS TO PRESENT ARMS". The band commander and drum major SALUTE on the command of the unit commander at the immediate left of the band.
- i. The adjutant presents the command to the commander of troops and then takes his post.
- j. The commander of troops directs "BRING YOUR UNITS TO ORDER ARMS". The band commander and drum major terminate their salutes on the command of the unit commander at the immediate left of the band.
- k. If the reviewing officer has not taken his post, the commander of troops directs "BRING YOUR UNITS TO PARADE REST". The commander of troops directs "BRING YOUR UNITS TO ATTENTION" before the reviewing officer arrives.

6. Presentation and Honors.

- a. When the reviewing officer has halted at his post, the commander of troops faces about and directs "BRING YOUR UNITS TO PRESENT ARMS". Unit commanders face about and command "PRESENT, ARMS"; face to the front; and salute.
- b. If honors are required, the band commander signals INSTRUMENTS UP when the unit commander at the immediate left of the band commands "PRESENT, ARMS". The drum major SALUTES.

NOTE: If a ceremony has a large number of troops participating, the band commander may signal INSTRUMENTS UP on the command of the last unit commander.

- c. When all units have completed this movement, the commander of troops faces about and commands his staff and himself to "PRESENT, ARMS".
- d. The salute of the commander of troops is the signal for the band to play the require number of ruffles and flourishes followed by the appropriate honors march. Salutes and honors are prescribed in AR 600-25. If used, the salute battery renders honors on the first note of the music.

NOTE: If the reviewing officer is not entitled to honors, the band commander and drum major SALUTE on the command of the unit commander at the immediate left of the band.

- e. Upon completion of the honors music, the band commander FACES ABOUT and SALUTES. Instruments remain in the playing position.
 - f. After completion of the presentation and honors, the commander of troops directs "BRING YOUR UNITS TO ORDER ARMS AND PARADE REST".
 - g. When the unit commander at the immediate left of the band commands "ORDER, ARMS", the band commander and drum major TERMINATE THEIR SALUTES. Band members execute INSTRUMENTS DOWN in cadence on the command "ORDER, ARMS".
7. Sound Off. Sound off may occur at this time; if so, the following occurs.
- a. When the sound off is included, the band remains at the position of attention upon the completion of the presentation of command and honors.
 - b. The band commander and drum major CHANGE POSTS. The drum major waits for the commander of troops to direct "SOUND OFF".
 - c. After the commander of troops directs "SOUND OFF", the drum major signals INSTRUMENTS UP. The drum major commands SOUND OFF and conducts the Sound Off chords (tonic, dominant seventh, and tonic). After playing the Sound Off chords, the band STEPS OFF playing a march. Figure 4-1 shows the route of march for the sound off.

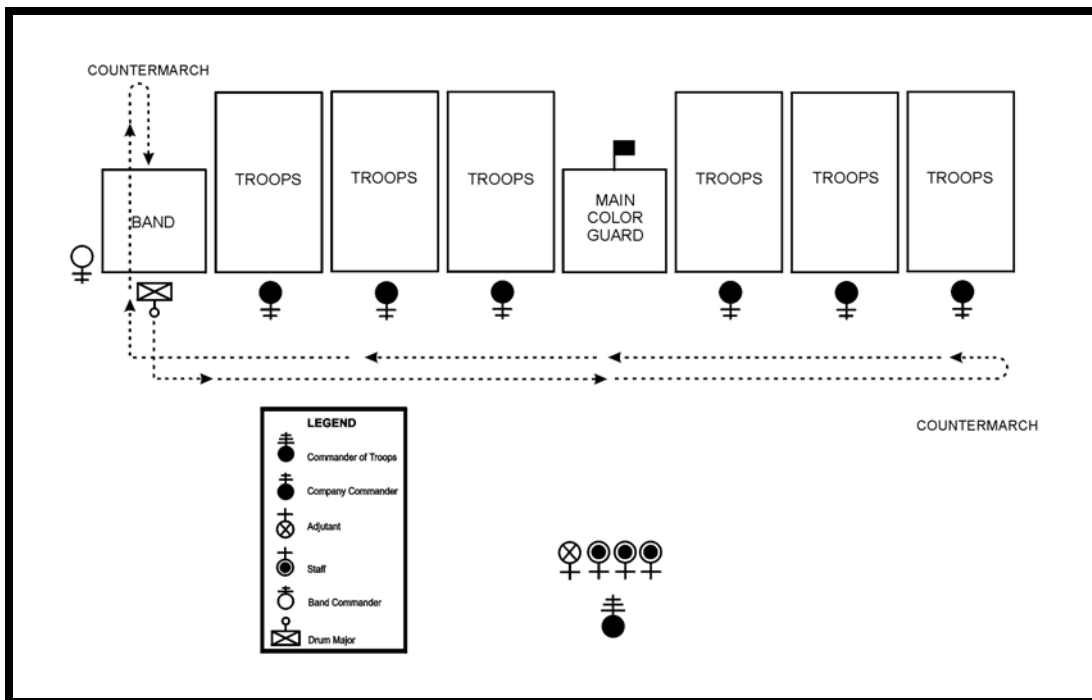


Figure 4-1. Sound off.

- d. The drum major signals a LEFT TURN to march the band in front of the troops. At the left of the line, the drum major signals a COUNTERMARCH and marches the band back down the line of troops.
- e. At the appropriate time, the drum major signals a RIGHT TURN, and a COUNTERMARCH to return the band to its starting position.

- f. When the band has reached its starting position, the drum major signals MARK TIME and HALT.
- g. At an appropriate place in the music, the drum major signals CUT OFF. The drum major then commands SOUND OFF, and conducts the mace signal to play the Sound Off chords again. After the Sound Off chords are played, the drum major then signals a CUT OFF and INSTRUMENTS DOWN.
- h. The drum major and the band commander then CHANGE POSTS.

NOTE: Sound off may be eliminated when ceremonies are indoors, during inclement weather, or when space is limited.

- 8. Retreat. Retreat may be included at this time; if so, the following occurs.
 - a. When retreat is included, the band remains at the position of attention after presentation and honors or sound off if included. The commander of troops directs "SOUND RETREAT". The band commander signals INSTRUMENTS UP for the trumpets. When the commander of troops and his staff are at parade rest, the band commander begins conducting Retreat.
 - b. Immediately upon completion of Retreat, the commander of troops directs "BRING YOUR UNITS TO ATTENTION AND PRESENT ARMS". When the unit commander at the immediate left of the band commands "PRESENT, ARMS", the drum major salutes.
 - c. When the commander of troops and his staff salute, the band commander begins conducting To the Color.
 - d. At the conclusion of the music, the band commander FACES ABOUT, and SALUTES. Instruments remain in the playing position.
 - e. The commander of troops directs "BRING YOUR UNITS TO ORDER ARMS AND PARADE REST". When the unit commander at the immediate left of the band commands "ORDER, ARMS", the band commander and drum major TERMINATE THEIR SALUTES. Bandmembers execute INSTRUMENTS DOWN in cadence on the command "ORDER, ARMS". The band remains at the position of attention in preparation for the inspection sequence.
- 9. Inspection.
 - a. When the inspection is included, the band remains at the position of attention after the completion of the presentation and honors or retreat if included.
 - b. The reviewing officer and the host commander when present, join the commander of troops to inspect the command.
 - c. As the reviewing official approaches the commander of troops, the band commander signals INSTRUMENTS UP. When the commander of troops salutes the reviewing officer, the band commander begins CONDUCTING appropriate inspection music.
 - d. The commander of troops may guide the reviewing party to the right flank of the band.
 - e. Before the reviewing party passes in front of the band, the band commander STOPS CONDUCTING and FACES ABOUT (the band continues to play). The band commander and drum major do EYES RIGHT and SALUTE.
 - f. As the reviewing party comes into their line of sight, the band commander and drum major follow the party with their head and eyes. The band commander and drum major turn their heads until the reviewing party passes to their front. At this point, their head and eyes remain fixed.

- g. When the last officer of the reviewing party has cleared the left flank of the band, the band commander and drum major TERMINATE THEIR SALUTES. The band commander FACES ABOUT and RESUMES CONDUCTING the inspection music.
 - h. After passing in front of the troops, the reviewing party continues along the rear of the troops. As the reviewing party nears the left flank of the band, the band commander directs the band to play softly. The band continues to play softly as the reviewing party halts to the right of the band.
 - i. When the reviewing party steps off, the band commander FACES ABOUT (to the front).. After the reviewing party has passed the front of the band, the band commander FACES ABOUT, (facing the band), and continues conducting the inspection music.
 - j. The band commander directs the band to return to its normal volume level. He continues conducting until all members of the reviewing party have returned to their post and then CUTS OFF the march. The band commander continues to face the band. The band remains at the position of attention.
10. Colors and Honored Persons Forward. If colors and honored persons are to be brought forward during the review, the following occurs.
- a. When the reviewing officer returns to his post, the commander of troops directs "BRING YOUR UNITS TO ATTENTION"
 - b. After all units are at attention, the commander of troops commands "PERSONS TO BE HONORED AND COLORS CENTER, MARCH". On the command "PERSONS TO BE HONORED AND COLORS CENTER", the band commander signals INSTRUMENTS UP.
 - c. On the command "MARCH", the band begins to play a march and continues playing until the detachment halts in front of the reviewing officer.
 - d. The band commander CUTS OFF the band when the detachment halts. If time permits, the band commander FACES ABOUT; if not, the band commander remains facing the band.
11. Honors to the Nation.
- a. The commander of troops faces about and directs "BRING YOUR UNITS TO PRESENT ARMS".
 - b. Unit commanders face about and command "COMPANY (BATTALION), ATTENTION" and "PRESENT, ARMS".
 - c. The band commander signals INSTRUMENTS UP and the drum major salutes on the command of the unit commander at the immediate left of the band.
 - d. When all units have completed these movements, the commander of troops faces about and commands "PRESENT, ARMS" for his staff and himself.
 - e. On the execution of the hand salute by the commander of troops, the band commander begins CONDUCTING the National Anthem.
 - f. Upon completion of honors to the nation the band commander FACES ABOUT, and SALUTES. Instruments remain in the playing position.
 - g. The commander of troops commands his staff and himself to "ORDER, ARMS". He then faces about and directs the unit commanders "BRING YOUR UNITS TO ORDER ARMS AND PARADE REST".

- h. When the unit commander to the immediate left of the band commands "ORDER, ARMS", the band commander and the drum major TERMINATE THEIR SALUTES. Bandmembers execute INSTRUMENTS DOWN in cadence on the command "ORDER, ARMS".
 - i. At the command of "PARADE REST", from the unit commander at the immediate left of the band, the band commander, drum major and bandmembers assumes the position of PARADE REST.
12. Ceremony. Ceremonies such as changes of commands, activations or inactivations, awards, decorations, or a retirements may take place at this time.
13. Remarks. After the commander of troops and his staff have assumed the position of parade rest, the reviewing officer, the host, the host commander, or the distinguished guest may address the command
14. Honored Persons and Colors Post. If colors and honored person were brought forward they would post as follows.
- a. Upon completion of the remarks, the commander of troops brings his staff to attention, faces about, and directs "BRING YOUR UNITS TO ATTENTION".
 - b. Unit commanders face about, and command "COMPANY (BATTALION), ATTENTION", and then face about. The band comes to ATTENTION at the command of the unit commander at the immediate left of the band.
 - c. The commander of troops faces about and commands "DETACHMENT POST, MARCH". On the command "POST", the following occurs simultaneously: the band commander signals INSTRUMENTS UP; the Colors reverse and halt; awardees and/or retirees execute a right face; guidon bearers and/or company commanders execute an about face.
 - d. On the command "MARCH", the band begins to play a march, and colors and awardees step off. When all elements have returned to their positions, the band commander CUTS OFF the band and signals INSTRUMENTS DOWN.
 - e. The band remains at the position of attention. The band commander and drum major CHANGE POSTS in preparation for the march in review.

NOTE: In some instances, the detachment is posted prior to the remarks. The units are brought to attention before the colors are moved and returned to parade rest when the colors are back in their original position. At the completion of the remarks, all units are brought to attention in preparation for the march in review.

15. March in Review.

- a. The commander of troops faces the reviewing officer, who directs "PASS IN REVIEW". The commander of troops faces about and directs "PASS IN REVIEW".
- b. The drum major commands RIGHT, FACE and FORWARD, MARCH. The band is marched to a position that enables it to move straight forward onto the line of march without turning.
- c. The drum major then commands BAND, HALT; LEFT, FACE; and signals INSTRUMENTS UP.

NOTE: The band may do the LEFT, FACE; and INSTRUMENTS UP automatically in cadence.

- d. When the band is ready to STEP OFF Playing the unit commander at the immediate left of the band commands "RIGHT TURN (the drum major then supplements FORWARD), MARCH", loud enough for the drum major to hear.

- e. The drum major, at the command "MARCH", signals the DOWNBEAT of the march and the band STEPS OFF playing.
- f. The band follows the prescribed route for the March in Review shown in Figure 4-2.

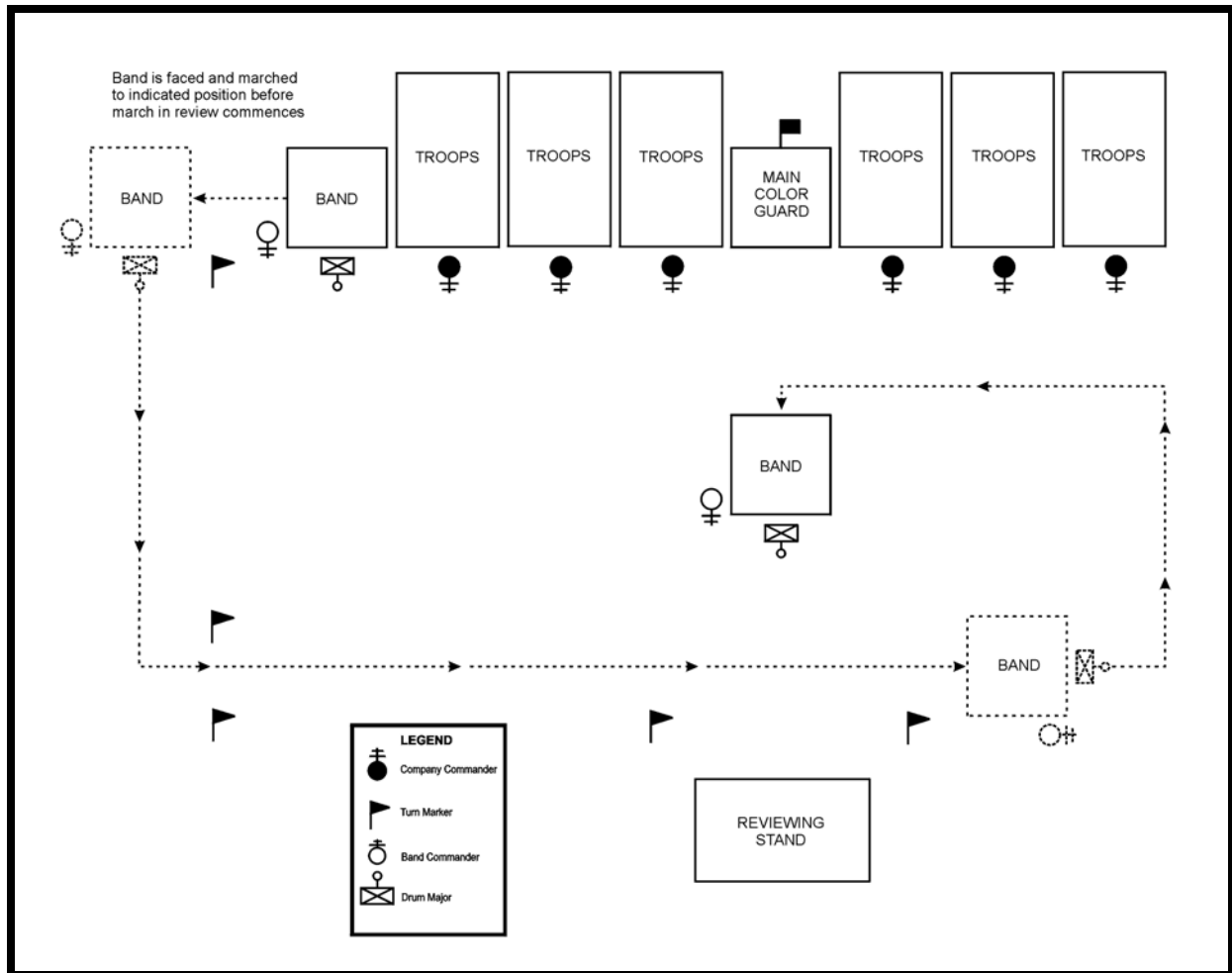


Figure 4-2. March in Review.

- g. When the drum major reaches the eyes right marker, the band commander and the drum major executes EYES RIGHT and SALUTES. The band continues to play marching music without interruption.

NOTE: Honors are not rendered by the bandmembers at any time during the March in Review.

- h. When the band commander reaches the ready front marker, both the band commander and the drum major TERMINATE THEIR SALUTES and executes READY FRONT.
- i. When the last rank of the band is approximately 6 steps past the ready front marker, the drum major signals 3 LEFT TURNS in sequence, then HALTS the band when it is facing and centered on the reviewing stand. The first rank should be at least 12 steps from the left flank of the marching troops.
- j. As the colors pass the reviewing stand, the band commander and drum major SALUTE and return to ORDER ARMS at the same time as the reviewing officer. The band continues to play marching music without interruption.

- a. When the last element of troops does ready, front, the drum major signals a CUT OFF, instruments remain in the playing position while the drum section plays an eight-bar cadence.
- b. On the first downbeat following the 8 bar cadence, the band begins to play (in place) the official version of The Army Goes Rolling Along, beginning at the introduction.

NOTE: Bands may play representative music of the command before playing The Army Goes Rolling Along.

- c. On the second time through letter A, the drum major signals FORWARD, MARCH. The signal of execution occurs so that the band steps off on the downbeat of the second time through letter A. The drum major signals LEFT, TURN. The band continues to play through the end of the chorus.

NOTE: Band commanders will modify this arrangement to provide a cadential ending by prolonging the tonic chord on the downbeat of the second measure before letter D for three full beats.

- d. At the conclusion of The Army Goes Rolling Along, the drum major signals a CUT OFF and concludes the ceremony with the percussion playing a drum cadence and then a rim tap.
- e. The commander of troops and the reviewing officer face each other and exchange salutes, this officially concludes the ceremony.

PART C - MOUNTED REVIEWS

17. Mounted Reviews. For mounted reviews, the band is formed dismounted and stands 25 yards to the left and five yards to the rear of the reviewing officer. All troops and vehicles form and take position on line before Adjutant's Call.

- a. When the adjutant has determined that all units are on line, he will command or signal the band commander to "SOUND ADJUTANT'S CALL", which is the signal that the review has officially begun. The band sounds Adjutants Call

NOTE: The band does not play a march after sounding Adjutant's Call.

- b. Presentation and honors proceeds as outlined for a dismounted review.

NOTE: The rendition of music by the band for personal honors, retreat, decoration and awards, and pass in review follows the same procedure as outlined for a dismounted review.

- c. When inspection is made by motor vehicle, the band commander begins conducting the band as the reviewing party departs the post of the commander of troops. The band commander continues conducting until the reviewing officer has returned to his post.

NOTE: The band commander and drum major will execute EYES RIGHT and SALUTE as in a dismounted review before the reviewing party passes in front of the band.

- d. The review then proceeds as outlined for a dismounted review.

PART D - SPECIAL REVIEWS

18. Special Reviews. A special review is a review conducted by composite or representative units. This ceremony replaces a standard review when a larger formation is not practical. The fact that the size of the formation is reduced does not eliminate any of the components of a review or change their sequence. It is essentially the same as a battalion or larger unit review except:

- The troops are formed on the final line.

- Attention and Adjutant's Call are not sounded.
- Neither the adjutant nor a staff participate.
- The commander of troops gives commands rather than directing the adjutant and unit commanders to give commands.
- During the pass in review, the drum major positions the band in front of the reviewing officer by signaling a left turn at a point midway between the final line and reviewing line (Figure 4-3). The drum major signals a right turn to center the band on the reviewing officer.

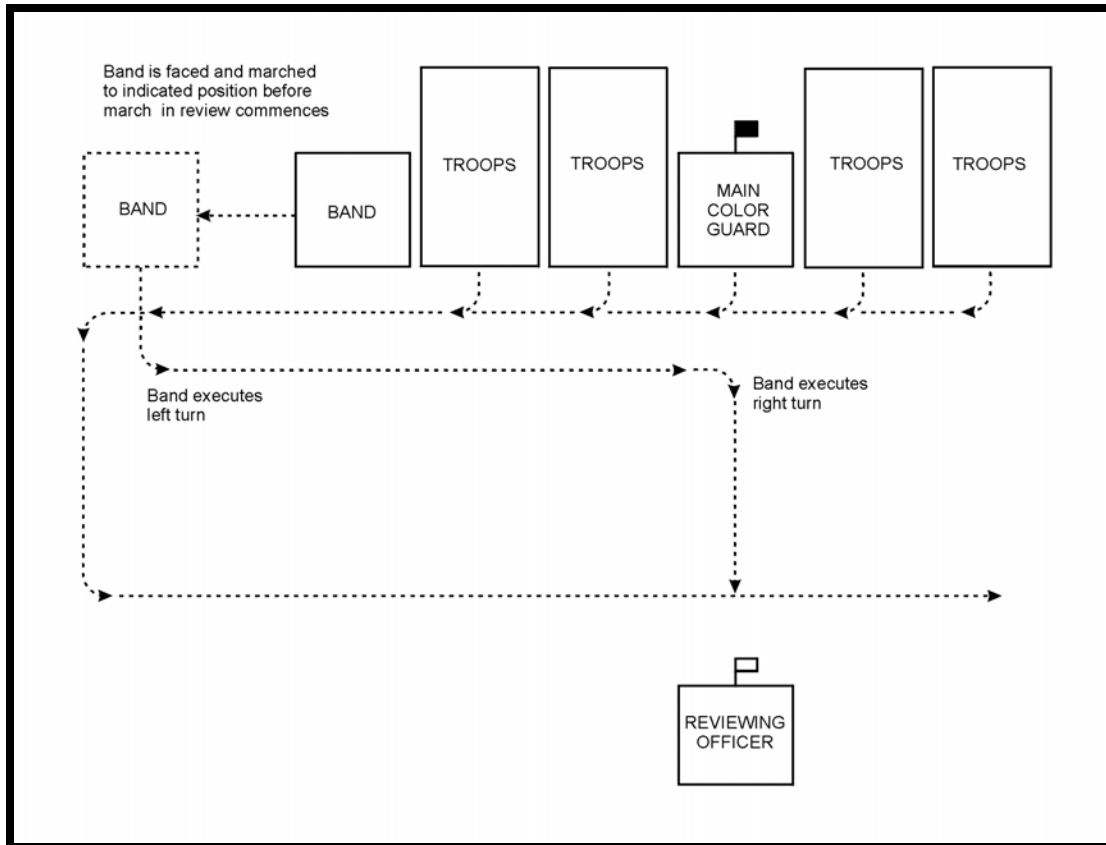


Figure 4-3 March In Review Route, Special Review

LESSON FOUR

PRACTICAL EXERCISE

The following items will test your understanding of the material covered in this lesson. There is only one correct answer for each item. When you have completed the exercise, check your answers with the answer key that follows. If you answer any item incorrectly, review that part of the lesson which contains the portion involved.

1. A review may also include _____.
 - A. retreat.
 - B. individual retirement

- C. activation of units.
 - D. All of the above.
2. A special review replaces a standard review when a larger formation is NOT practical.
- A. True B. False
3. When used in a review SOUND OFF follows
- A. inspection.
 - B. presentation and honors.
 - C. honors to the nation.
 - D. march in review.
4. The bugle calls for attention and adjutant's call are part of the
- A. presentation and honors.
 - B. sound off.
 - C. honors to the nation.
 - D. None of the above are correct
5. The band commander directs the band into a march after adjutant's call if the troops are on the ready line.
- A. True B. False
6. In a review with retreat, inspection occurs;
- A. before retreat.
 - B. after honors to the nation.
 - C. after retreat.
 - D. before presentation and honors.
7. When does a drum major salute during the pass in review?
- A. When he reaches the "eyes right" marker.
 - B. When the band commander reaches the "eyes right" marker.

- C. Eight to twelve steps before he reaches the "eyes right" marker.
 - D. Directly in front of the reviewing officer.
8. After the completion of presentation and honors, the drum major terminates his salute when the first unit commander commands "ORDER, ARMS".
- A. True B. False
9. In a review, the drum major normally forms and aligns the band on the _____ line.
- A. ready
 - B. final
 - C. base
 - D. center
10. When the commander of troops directs "PASS IN REVIEW", the next command(s) the drum major gives is/are
- A. FORWARD MARCH.
 - B. PASS IN REVIEW.
 - C. RIGHT, FACE and FORWARD, MARCH.
 - D. SOUND ADJUTANT'S CALL.
11. The _____ conducts the sound off chords.
- A. reviewing officer
 - B. drum major
 - C. commander of troops
 - D. band commander
12. The honors march which follows ruffles and flourishes, is prescribed by AR 600-25.
- A. True B. False
13. After the band plays the sound off chords and steps off playing the selected march, the next signal the drum major gives is a
- A. right turn.

(Paragraph 5)

5. A. True
(Paragraph 5e)
6. C. after retreat
(Paragraph 9a)
7. A. When he reached the eyes right marker
(Paragraph 15g)
8. A. True
(Paragraph 6g)
9. B. final
(Paragraph 4a)
10. C. RIGHT, FACE and FORWARD, MARCH
(Paragraph 15b)
11. B. drum major
(Paragraph 7c)
12. A. True
(Paragraph 6d)
13. D. left turn
(Paragraph 7d)
14. D. three left turns and halt
(Paragraph 15i)
15. C. commander of troops
(Paragraph 7b)