

U.S. ARMY BANDS

Field Manual 12-50

(15 October 1999, supercedes FM 12-50, 6 September 1991)

Distribution Restriction: Approved for Public Release: distribution is unlimited

Appendix B

The Marching Band

SECTION 1V — MILITARY CEREMONIES

B-85. Music performed at military ceremonies supports the overall objectives of the event by reinforcing the common spirit that exists between soldiers and helping to forge a strong regard for the honor and achievement of the unit. The music helps build enthusiasm, maintain motivation, and increase devotion to duty. Appropriate ceremonial music includes official music (national anthems, honors for dignitaries, etc.), marches, patriotic selections, and organizational songs. When a ceremony is conducted for a foreign official or dignitary entitled to honors, equivalent honors (salutes) are rendered in the manner prescribed in [AR 600-25](#). The six types of military ceremonies are reviews, parades, honor guards, honor cordons, funerals, and formal guard mounts, and are rendered as prescribed in [FM 22-5](#).

TEXT CONVENTIONS

Words in UPPER CASE indicate actions, commands, or directives given by the commander of troops, the adjutant, or unit commander other than the band commander. Words *italicized* indicate the titles of music.

REVIEWS

FORMATION OF TROOPS

Attention

B-86. The band normally stands on the final line 12 paces to the right of the marker for the right flank unit. The drum major forms and aligns the band. The band commander then receives the band. Prior to the start of the ceremony, the band commander brings the band to Parade Rest. The band commander then faces about, assumes the position of Parade Rest, and waits for the adjutant to direct SOUND ATTENTION. The band may play pre-ceremonial music prior to the

beginning of the review. In this case, the band commander brings the band to Parade Rest prior to the start of the ceremony. The band commander then faces about, assumes the position of Parade Rest, and waits for the adjutant to direct SOUND ATTENTION. The adjutant directs SOUND ATTENTION while posted three steps from the left flank of the band. The band commander commands the band to Attention. With the band at Attention, the band commander signals Instruments Up for the trumpet section only. The band commander conducts *Attention* and signals Instruments Down. The unit commanders immediately face about and command their units (in sequence from left to right) to ATTENTION and then face about.

Adjutant's Call

B-87. When the last unit is at Attention, the adjutant directs SOUND ADJUTANT'S CALL. The band commander signals Instruments Up. The band commander conducts *Adjutant's Call*. When the unit commander at the immediate left of the band commands FORWARD, MARCH, the band begins to play marching music. The adjutant moves to his post. If the troops are on the final line prior to the start of the review, a march is not played immediately following *Adjutant's Call*.

Sound Off (Optional)

B-88. When all units are on the final line at the position of Attention, the band commander Cuts Off the band. The adjutant directs BRING YOUR UNITS TO PARADE, REST. The band stays at the position of Attention and the band commander and drum major Change Posts. Once all troops are at Parade Rest, the adjutant directs SOUND OFF. The adjutant remains facing the troops and comes to Parade Rest. After the adjutant directs SOUND OFF, the drum major signals Instruments Up. The drum major commands SOUND OFF and conducts the Sound Off Chords (tonic, dominant seventh, and tonic). After playing the Sound Off Chords, the band steps off playing a march. The drum major signals a Left Turn to march the band in front of the troops ([Figure B-20](#)). At the left of the line, the drum major signals Countermarch and marches the band back down the line of troops. At the appropriate time, the drum major signals a Right Turn and a Countermarch to return the band to its starting position. When the band has reached its starting position, the drum major signals Mark Time and Halt. At an appropriate place in the music, the drum major signals Cut Off, commands SOUND OFF, directs the Sound Off Chords again, and signals Cut Off and Instruments Down. The drum major and the band commander Change Posts. Sound Off is an optional part of the Review. It may also be eliminated or performed in place when ceremonies are indoors, during inclement weather, or when space is limited.

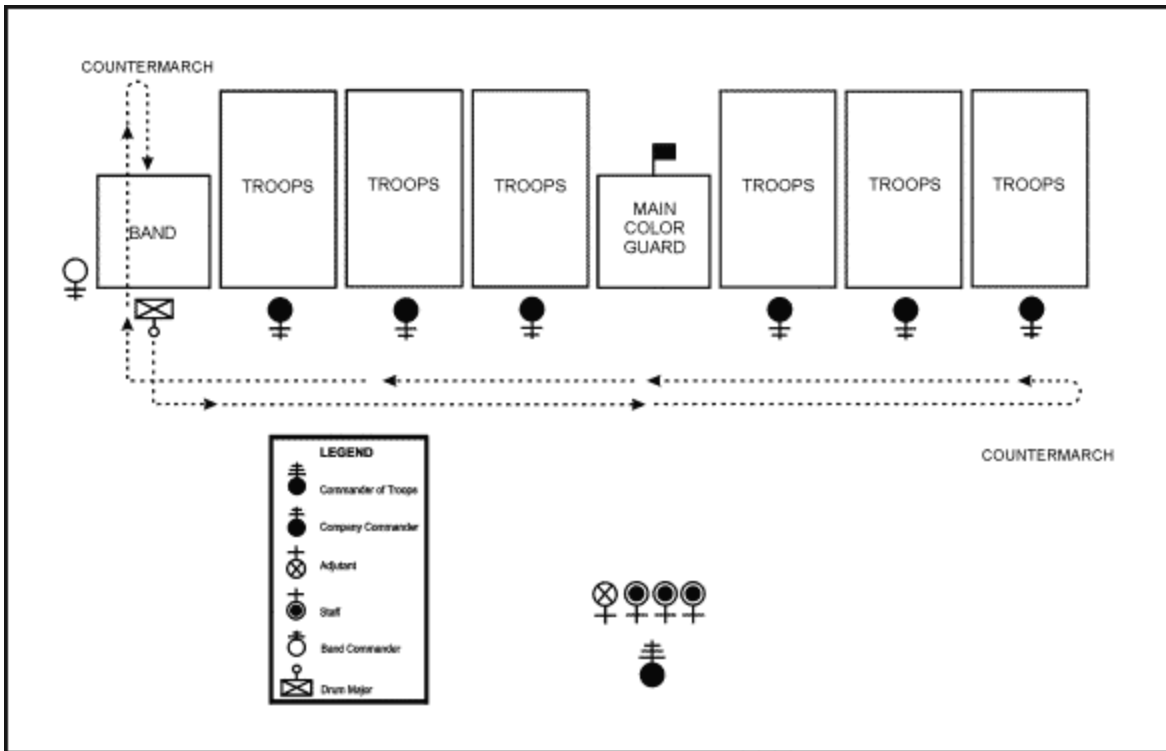


Figure B-20. Sound Off

Reporting to the Commander of Troops

B-89. Once the Sound Off is completed, the adjutant directs BRING YOUR UNITS TO ATTENTION AND PRESENT ARMS. The band commander and drum major salute on the command of the unit commander at the immediate left of the band. The adjutant presents the command to the commander of troops and takes his post. The commander of troops directs BRING YOUR UNITS TO ORDER, ARMS. The band commander and drum major terminate their salutes on the command of the unit commander to the immediate left of the band. If the reviewing officer has not taken his post, the commander of troops directs BRING YOUR UNITS TO PARADE REST. The commander of troops then directs BRING YOUR UNITS TO ATTENTION before the reviewing officer arrives. When the band commander and drum major move at the command of the adjutant or the commander of troops, the following statements apply:

- If the adjutant or commander of troops gives the command directly, the band commander and drum major move at his command.
- If the adjutant or commander of troops directs the command, the band commander and drum major move at the command of

the unit commander to the immediate left of the band.

PRESENTATION AND HONORS

B-90. When the reviewing officer has halted at his post, the commander of troops faces about and directs **BRING YOUR UNITS TO PRESENT ARMS**. Unit commanders face about and command **PRESENT, ARMS**, face to the front; and salute. If honors are required, the band commander signals Instruments Up when the unit commander at the immediate left of the band commands **PRESENT, ARMS**. The drum major salutes. If a ceremony has a large number of troops participating, the band commander may (at his or her discretion), signal Instruments Up on the command of the last unit commander. When all units have completed this movement, the commander of troops faces about and commands his staff and to **PRESENT, ARMS**. The salute of the commander of troops is the signal for the band and the salute battery (if used) to render honors. If the reviewing officer is not entitled to honors, the band commander and drum major salute on the command of the unit commander to the immediate left of the band. Upon completion of the honors music, instruments remain in the playing position and the band commander faces about and salutes. After the completion of the presentation and honors, the commander of troops directs **BRING YOUR UNITS TO ORDER ARMS AND PARADE REST**. When the unit commander to the immediate left of the band commands **ORDER ARMS**, the band commander and drum major terminate their salutes. When honors are played, band members execute Instruments Down in cadence with the command **ORDER ARMS**.

INSPECTION

B-91. When the inspection is included, the band remains at the position of Attention after the completion of the presentation and honors. The reviewing officer and the host commander join the commander of troops to inspect the command. As the reviewing party approaches the commander of troops, the band commander signals Instruments Up. When the commander of troops salutes the reviewing officer, the band commander begins conducting appropriate inspection music. The commander of troops guides the reviewing party to the right flank of the band. Before the reviewing party passes in front of the band, the band commander stops conducting and faces about. The band commander and drum major execute Eyes Right, and Present Arms. As the reviewing party comes into their line of sight, the band commander and drum major follow the party with their head and eyes. The band commander and drum major turn their heads until the reviewing party passes to their front. At this point, their head and eyes remain fixed. When the last officer of the reviewing party has cleared the left flank of the band, the band commander and drum major terminate their

salutes. The band commander faces about and resumes conducting the inspection music. After passing in front of the troops, the inspection party continues along the rear of the troops. As the reviewing party nears the left flank of the band, the band commander directs the band to play softly. The band continues to play softly as the reviewing party halts at the right of the band. When the reviewing party steps off again, the band commander faces about. After the reviewing party has passed in front of the band, the band commander faces about to face the band and continues conducting the inspection music. The band commander brings the band back to its normal volume level. The band continues to play until all members of the reviewing party have returned to their original positions.

HONORS TO THE NATION

B-92. When the reviewing party members have returned to their posts, the commander of troops faces about and directs BRING YOUR UNITS TO ATTENTION AND PRESENT ARMS. Unit commanders face about and command COMPANY (BATTALION), ATTENTION and PRESENT, ARMS. The band commander signals Instruments Up and the drum major salutes on the command of the unit commander to the immediate left of the band. If a ceremony has a large number of troops participating, the band commander may (at his discretion) signal Instruments Up on the command of the last unit commander. When all units have completed these movements, the commander of troops faces about and commands PRESENT, ARMS for his staff and himself. On the execution of the hand salute by the commander of troops, the band commander begins conducting the *National Anthem*. Upon completion of the music, the band commander faces about and salutes. Instruments remain in the playing position. The commander of troops then commands his staff and himself to ORDER, ARMS, then faces about and directs BRING YOUR UNITS TO ORDER ARMS AND PARADE REST. At the command of the unit commander to the immediate left of the band, the band commander and drum major terminate their salutes. Band members execute Instruments Down in cadence with the command ORDER, ARMS. At the command PARADE, REST, the band assumes the position of Parade Rest.

REMARKS

B-93. After the commander of troops and his staff have assumed the position of Parade Rest, the reviewing officer, the host, the host commander, and/or the distinguished guest may address the command.

MARCH IN REVIEW

Moving the Band onto the Line of March

B-94. Upon the completion of the remarks, the commander of troops

commands his staff and himself to ATTENTION, faces about, and directs BRING YOUR UNITS TO ATTENTION. Unit commanders face about and command COMPANY (BATTALION), ATTENTION and face back to the front. At the command of the unit commander to the immediate left of the band, the band assumes the position of Attention. The band commander and drum major Change Posts. When the units are at Attention, the commander of troops faces the reviewing officer, who directs PASS IN REVIEW. The commander of troops faces about and directs PASS IN REVIEW. The drum major commands Right, Face and Forward, March. The band is marched to a position that enables it to move straight forward onto the line of march without turning (see [Figure B-21](#)). The drum major then commands Band, Halt and Left, Face, and then signals Instruments Up. The band may also perform the Halt; Left Face, and Instruments Up automatically in cadence.

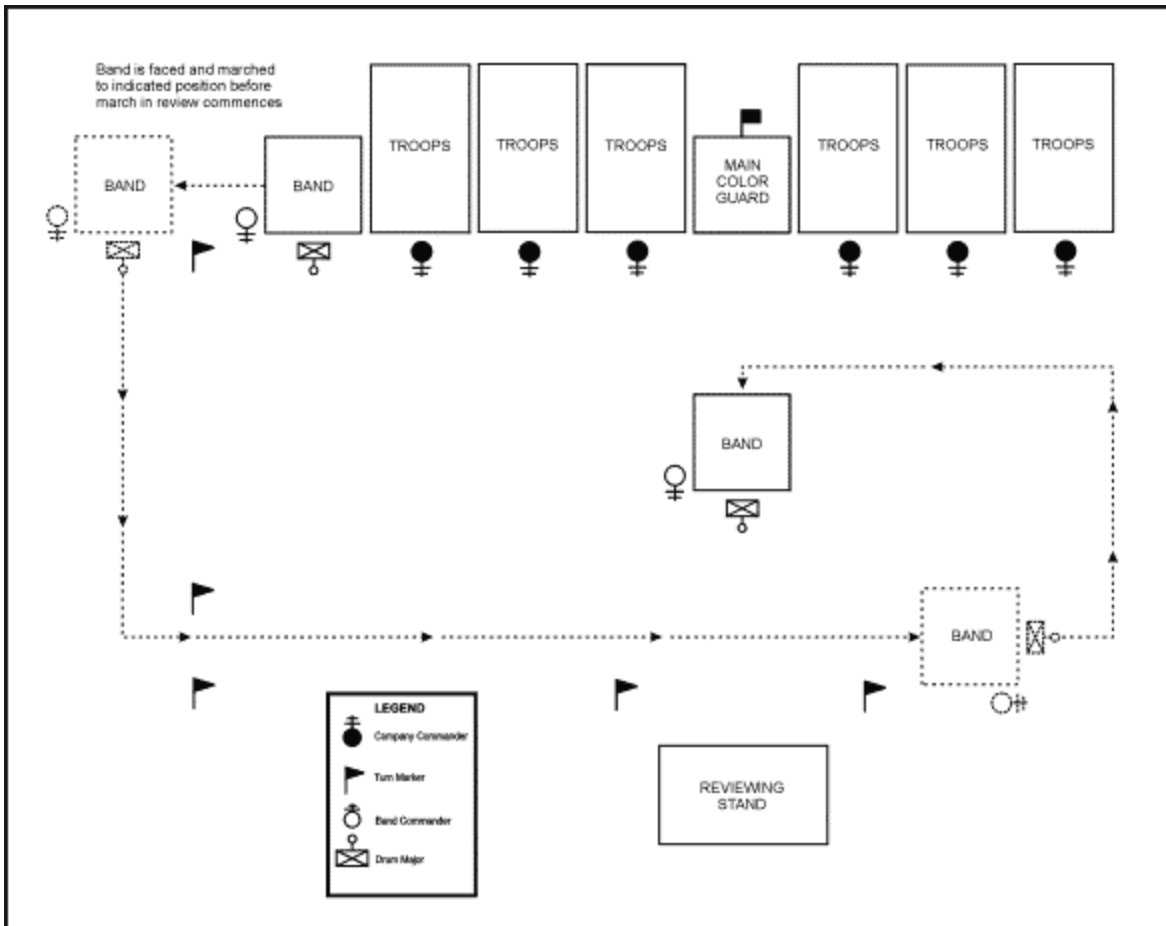


Figure B-21. Pass in Review

Stepping Off

B-95. The unit commander to the immediate left of the band waits until the band moves into position. He then commands RIGHT TURN (the drum major then supplements FORWARD), MARCH, loud enough for the drum major to hear. The drum major, at the first unit commander's command MARCH, signals the downbeat and the band steps off playing. The band follows the prescribed route for the Pass in Review ([Figure B-21](#)).

Eyes Right

B-96. When the drum major reaches the eyes right marker, the band commander salutes and the drum major executes Eyes Right and Salutes. Honors are not rendered by the band members at anytime during the March in Review. The band simply continues to play music without interruption. When the band commander reaches the ready front marker, both the band commander and drum major terminate their salutes. The drum major executes Ready Front.

Centering the Band on the Reviewing Stand

B-97. When the last rank of the band is approximately six steps past the ready front marker, the drum major signals three Left Turns in sequence. The drum major halts the band when it is facing and centered on the reviewing stand. The first rank should be at least 12 steps from the left flank of the marching troops. As the colors pass the reviewing stand, the band commander and drum major salute and return to order arms in cadence with the reviewing officer. The band continues to play marching music without interruption. If time permits, the band commander and drum major Change Posts and the band commander continues to conduct the band.

ENDING SEQUENCE

B-98. When the last element of troops executes READY, FRONT, the drum major or band commander (whichever is in front of the band) signals a Cut Off and instruments remain in the playing position while the drum section plays an eight-bar cadence. If the drum major is not already in front of the band, the band commander and drum major Change Posts. On the first downbeat following the cadence, the band begins to play (in place) the official version of *The Army Goes Rolling Along*, beginning at the introduction. On the second time through letter A, the drum major signals Forward March, and Left Turn onto the line of march. The band continues to play through the end of the chorus. Band commanders will modify this arrangement to provide a cadential ending by prolonging the tonic chord on the downbeat of the second measure before D for three full beats. At the conclusion of *The Army Goes Rolling Along*, the band stops playing and concludes the ceremony with drum cadence only. Bands may play music representative of the command before playing *The Army Goes Rolling Along*.

CONCLUSION

B-99. At the conclusion of *The Army Goes Rolling Along*, the commander of troops and the reviewing officer face each other and exchange salutes. This officially terminates the ceremony.

REVIEW WITH RETREAT

FORMATION OF TROOPS

B-100. The band normally stands on the final line 12 paces to the right of the marker for the right flank unit. The drum major Forms And Aligns the band. The band commander receives the band. Prior to the start of the ceremony, the band commander brings the band to Parade Rest. The band commander then faces about, assumes the position of Parade Rest, and waits for the adjutant to direct SOUND ATTENTION. The band may play pre-ceremonial music prior to the beginning of the review. In this case, the band commander brings the band to Parade Rest prior to the start of the ceremony. The band commander then faces about, assumes the position of Parade Rest, and waits for the adjutant to direct SOUND ATTENTION.

Attention

B-101. The adjutant directs SOUND ATTENTION while posted three steps from the left flank of the band. The band commander commands the band to Attention. With the band at Attention, the band commander signals Instruments Up for the trumpet section only. The band commander conducts *Attention* and signals Instruments Down and waits for the adjutant's directive SOUND ADJUTANT'S CALL. Unit commanders bring their units to Attention.

Adjutant's Call

B-102. When all units are at Attention, the adjutant directs SOUND ADJUTANT'S CALL. The band commander signals Instruments Up. The band commander conducts *Adjutant's Call*. When the unit commander at the immediate left of the band commands FORWARD, MARCH, the band begins to play marching music. The adjutant moves to his post. If the troops are on the final line prior to the start of the review, a march is not played immediately following *Adjutant's Call*.

Sound Off (Optional)

B-103. When all units are on the final line at the position of Attention, the band commander Cuts Off the band. The adjutant directs BRING YOUR UNITS TO PARADE, REST. The band stays at the position of Attention and the band commander and drum major Change Posts. Once all troops are at Parade Rest, the adjutant directs SOUND OFF. The adjutant remains facing the troops and comes to Parade Rest. After the adjutant directs SOUND OFF, the drum major signals Instruments Up. The drum major commands SOUND OFF and conducts the Sound

Off Chords (tonic, dominant seventh, and tonic). After playing the Sound Off Chords, the band steps off playing a march. The drum major signals a Left Turn to march the band in front of the troops ([Figure B-20](#)). At the left of the line, the drum major signals Countermarch and marches the band back down the line of troops. At the appropriate time, the drum major signals a Right Turn and a Countermarch to return the band to its starting position. When the band has reached its starting position, the drum major signals Mark Time and Halt. At an appropriate place in the music, the drum major signals Cut Off, commands SOUND OFF, directs the Sound Off Chords again, and signals Cut Off and Instruments Down. The drum major and the band commander Change Posts. Sound Off is an optional part of the Review. It may also be eliminated or performed in place when ceremonies are indoors, during inclement weather, or when space is limited.

Reporting to the Commander of Troops

B-104. Once the sound off is completed, the adjutant then directs the BRING YOUR UNITS TO ATTENTION. When the commander of troops halts at his post, the adjutant directs BRING YOUR UNITS TO PRESENT, ARMS. The band commander and drum major salute on the command of the unit commander to the immediate left of the band. The adjutant presents the command to the commander of troops and takes his post. The commander of troops directs BRING YOUR UNITS TO ORDER, ARMS. The band commander and drum major terminate their salutes on the command of the unit commander to the immediate left of the band. If the reviewing officer has not taken his post, the commander of troops directs BRING YOUR UNITS TO PARADE REST. The commander of troops directs BRING YOUR UNITS TO ATTENTION before the reviewing officer arrives. When the band commander and drum major move at the command of the adjutant or the commander of troops, the following statements apply:

- If the adjutant or commander of troops gives the command directly, the band commander and drum major move at his command.
- If the adjutant or commander of troops directs the command, the band commander and drum major move at the command of the unit commander to the immediate left of the band.

PRESENTATION AND HONORS

B-105. When the reviewing officer has halted at his post, the commander of troops faces about and directs BRING YOUR UNITS TO PRESENT ARMS. Unit commanders face about and command PRESENT, ARMS, face to the front, and salute. If honors are required, the band commander signals Instruments Up when the unit commander to the immediate left of the band commands PRESENT. ARMS. The

drum major salutes. If a ceremony has a large number of troops participating, the band commander may (at his discretion), signal Instruments Up on the command of the last unit commander. The salute of the commander of troops is the signal to play the required number of *Ruffles and Flourishes*. This is followed by the *General's March* or other music as prescribed in [AR 600-25](#). If a cannon salute is part of the personal honors, the first cannon is fired when the first note of the music is played. Upon completion of the music, the band commander faces about and salutes. Instruments remain in the playing position. After the completion of the presentation and honors, the commander of troops directs BRING YOUR UNITS TO ORDER ARMS AND PARADE REST. When the unit commander to the immediate left of the band commands ORDER ARMS, the band commander and drum major terminate their salutes. Band members execute Instruments Down in cadence at the command ORDER ARMS. If honors are not required, the band commander and drum major salute when the commander of the unit to the immediate left of the band commands PRESENT, ARMS. When the unit commander to the immediate left of the band commands ORDER, ARMS, the band commander and drum major terminate their salutes.

RETREAT

B-106. The commander of troops directs SOUND RETREAT. In a review that contains a Sound Off, the band commander waits for the commander of troops to direct SOUND RETREAT and assume the position of Parade Rest before conducting *Retreat*. The band commander signals Instruments Up for the trumpets. When the commander of troops assumes Parade Rest, the trumpets sound *Retreat*. Immediately upon completion of *Retreat*, the commander of troops directs BRING YOUR UNITS TO ATTENTION AND PRESENT ARMS. When the unit commander to the immediate left of the band commands PRESENT, ARMS, the drum major salutes. When the commander of troops salutes, the band commander begins conducting *To The Color*. At the conclusion of the music, the band commander faces about and salutes. Instruments remain in the playing position. When the unit commander to the immediate left of the band commands ORDER, ARMS, the band commander and drum major terminate their salutes. Band members execute Instruments Down in cadence with the command ORDER, ARMS. When the inspection is included, the band remains at the position of Attention after the completion of *Retreat*.

INSPECTION

B-107. The reviewing officer joins the commander of troops to inspect the command. When the commander of troops salutes the reviewing officer, the band commander conducts the band in appropriate inspection music. If it is apparent that the reviewing party will pass in

front of the band, the band commander faces about. The band commander and drum major execute Eyes Right and Present Arms. As the reviewing party comes into their line of sight, the band commander and drum major follow the party with their head and eyes. The band commander and drum major turn their heads until the reviewing party passes to their front. At this point, their head and eyes remain fixed. When the last officer of the reviewing party has cleared the left flank of the band, the band commander and drum major terminate their salutes. The band commander faces about and resumes conducting the inspection music. After passing in front of the troops, the inspection party continues along the rear of the troops. As the reviewing party nears the left flank of the band, the band commander directs the band to play softly. The band continues to play softly as the reviewing party halts at the right of the band. When the reviewing party steps off, the band commander faces about. After the reviewing party has passed in front of the band, the band commander faces about to face the band and continues conducting the inspection music. The band commander brings the band back to its normal volume level. The band continues to play until all members of the reviewing party have returned to their original positions.

HONORS TO THE NATION

B-108. The commander of troops faces the troops and directs BRING YOUR UNITS TO ATTENTION AND PRESENT ARMS. The band commander signals Instruments Up when the unit commander to the immediate left of the band commands PRESENT, ARMS. The drum major salutes. If a ceremony has a large number of troops participating, the band commander may (at his discretion) signal Instruments Up on the command of the last unit commander. On the execution of the hand salute by the commander of troops, the band commander begins conducting the *National Anthem*. Upon completion of the music, the band commander faces about and salutes. Instruments remain in the playing position. When the unit commander to the immediate left of the band commands ORDER, ARMS, the band commander and drum major terminate their salutes. Band members execute Instruments Down in cadence at the command ORDER, ARMS. At the command of the unit commander to the immediate left of the band, the band assumes the position of Parade Rest.

REMARKS

B-109. The reviewing officer, host or host commander, and/or guest may address the command at this time.

MARCH IN REVIEW

Moving the Band onto the Line of March

B-110. Upon the completion of the remarks, the commander of troops commands his staff and himself to ATTENTION, faces about, and directs BRING YOUR UNITS TO ATTENTION. Unit commanders face about and command COMPANY (BATTALION), ATTENTION and face back to the front. At the command of the unit commander to the immediate left of the band, the band assumes the position of Attention. The band commander and drum major Change Posts. When the units are at Attention, the commander of troops faces the reviewing officer, who directs PASS IN REVIEW. The commander of troops faces about and directs PASS IN REVIEW. The drum major commands Right, Face and Forward, March. The band is marched to a position that enables it to move straight forward onto the line of march without turning. The drum major then commands Band, Halt; and Left, Face, and then signals Instruments Up. The band may do the Halt, Left Face, and Instruments Up automatically in cadence.

Stepping Off

B-111. When the band is ready to step off playing, the commander of the leading element of troops commands RIGHT TURN (the drum major then supplements Forward), MARCH, loud enough for the drum major to hear. The drum major, at the command MARCH, signals the downbeat and the band steps off playing. The band follows the prescribed route for the Pass in Review ([Figure B-21](#)).

Eyes Right

B-112. When the drum major reaches the eyes right marker, the band commander and the drum major executes Eyes Right and Salutes. Honors are not rendered by the band members at anytime during the March in Review. The band simply continues to play music without interruption. When the band commander reaches the ready front marker, both the band commander and drum major terminate their salutes, and execute Ready Front.

Centering the Band on the Reviewing Stand

B-113. When the last rank of the band is approximately six steps past the ready front marker, the drum major signals three Left Turns in sequence. The drum major Halts the band when it is facing and centered on the reviewing stand. The first rank should be at least 12 steps from the left flank of the marching troops. As the colors pass the reviewing stand, the band commander and drum major salute and return to order arms in cadence with the reviewing officer. The band continues to play marching music without interruption.

ENDING SEQUENCE

B-114. When the last element of troops executes READY, FRONT, the drum major signals a Cut Off and instruments remain in the playing position while the drum section plays an eight-bar cadence. On the first downbeat following the cadence, the band begins to play (in place) the

official version of *The Army Goes Rolling Along*, beginning at the introduction. On the second time through letter A, the drum major signals Forward, March and Left Turn onto the line of march. The band continues to play through the end of the chorus. Band commanders will modify this arrangement to provide a cadential ending by prolonging the tonic chord on the downbeat on the second measure before D for three full beats. At the conclusion of *The Army Goes Rolling Along*, the band stops playing and concludes the ceremony with drum cadence only. Bands may play music representative of the command before playing *The Army Goes Rolling Along*.

CONCLUSION

B-115. At the conclusion of *The Army Goes Rolling Along*, the commander of troops and the reviewing officer face each other and exchange salutes. This officially terminates the ceremony.

REVIEW WITH DECORATIONS, AWARDS, OR INDIVIDUAL RETIREMENT

FORMATION OF TROOPS

B-116. The band normally stands on the final line 12 steps to the right of the marker for the right flank unit. The drum major forms and aligns the band. The band commander receives the band. Prior to the start of the ceremony, the band commander brings the band to Parade Rest. The band commander then faces about, assumes the position of Parade Rest, and waits for the adjutant to direct SOUND ATTENTION. The band may play pre-ceremonial music prior to the beginning of the review. In this case, the band commander brings the band to Parade Rest prior to the start of the ceremony. The band commander then faces about, assumes the position of Parade Rest, and waits for the adjutant to direct SOUND ATTENTION.

Attention

B-117. The adjutant directs SOUND ATTENTION while posted three steps from the left flank of the band. The band commander commands the band to Attention. With the band at Attention, the band commander signals Instruments Up for the trumpet section only. The band commander conducts *Attention*, signals Instruments Down, and waits for the adjutant's directive to SOUND ADJUTANT'S CALL.

Adjutant's Call

B-118. Troop commanders bring their troops to Attention. When all units are at Attention, the adjutant directs SOUND ADJUTANT'S CALL. The band commander signals Instruments Up. The band commander conducts *Adjutant's Call*. When the unit commander at the immediate left of the band commands FORWARD, MARCH, the band

begins to play marching music. The adjutant moves to his post. If the troops are on the final line prior to the start of the review, a march is not played immediately following *Adjutant's Call*.

Sound Off (Optional)

B-119. When all units are on the final line at the position of Attention, the band commander Cuts Off the band. The adjutant directs BRING YOUR UNITS TO PARADE, REST. The band stays at the position of Attention and the band commander and drum major Change Posts. Once all troops are at Parade Rest, the adjutant directs SOUND OFF. The adjutant remains facing the troops and comes to Parade Rest. After the adjutant directs SOUND OFF, the drum major signals Instruments Up. The drum major commands SOUND OFF and conducts the Sound Off Chords (tonic, dominant seventh, and tonic). After playing the Sound Off Chords, the band steps off playing a march. The drum major signals a Left Turn to march the band in front of the troops ([Figure B-20](#)). At the left of the line, the drum major signals Countermarch and marches the band back down the line of troops. At the appropriate time, the drum major signals a Right Turn and a Countermarch to return the band to its starting position. When the band has reached its starting position, the drum major signals Mark Time and Halt. At an appropriate place in the music, the drum major signals Cut Off, commands SOUND OFF, directs the Sound Off Chords again, and signals Cut Off and Instruments Down. The drum major and the band commander Change Posts. Sound Off is an optional part of the Review. It may also be eliminated or performed in place when ceremonies are indoors, during inclement weather, or when space is limited.

Reporting to the Commander of Troops

B-120. Once the Sound Off is completed, the adjutant directs BRING YOUR UNITS TO ATTENTION AND PRESENT ARMS. The band commander and drum major salute on the command of the unit commander to the immediate left of the band. The adjutant presents the command to the commander of troops and takes his post. The commander of troops directs BRING YOUR UNITS TO ORDER ARMS. The band commander and drum major terminate their salutes on the command of the unit commander to the immediate left of the band. If the reviewing officer has not taken his post, the commander of troops directs BRING YOUR UNITS TO PARADE REST. The commander of troops directs BRING YOUR UNITS TO ATTENTION before the reviewing officer arrives. When the band commander and drum major move at the command of the adjutant or the commander of troops, the following statements apply:

- If the adjutant or commander of troops gives the command directly, the band commander and drum major move at his command.

- If the adjutant or commander of troops directs the command, the band commander and drum major move at the command of the unit commander to the immediate left of the band.

PRESENTATION AND HONORS

B-121. When the reviewing officer has halted at his post, the commander of troops faces about and directs BRING YOUR UNITS TO PRESENT ARMS. If honors are required, the band commander signals Instruments Up when the unit commander to the immediate left of the band commands PRESENT, ARMS. The drum major salutes. If a ceremony has a large number of troops participating, the band commander may (at his discretion), signal Instruments Up on the command of the last unit commander. The salute of the commander of troops is the signal to play the required number of *Ruffles and Flourishes*. This is followed by the *General's March* or other music as prescribed in [AR 600-25](#). If a cannon salute is part of the personal honors, the first cannon is fired when the first note of the music is played. Upon completion of the music, the band commander faces about and salutes. Instruments remain in the playing position. After the completion of the presentation and honors, the commander of troops directs BRING YOUR UNITS TO ORDER ARMS AND PARADE REST. When the unit commander to the immediate left of the band commands ORDER, ARMS, the band commander and drum major terminate their salutes. Band members execute Instruments Down in cadence with the command ORDER ARMS. If honors are not required, the band commander and drum major salute when the commander of the unit to the immediate left of the band commands PRESENT, ARMS. When the unit commander to the immediate left of the band commands ORDER, ARMS, the band commander and drum major terminate their salutes.

INSPECTION

B-122. When the inspection is included, the band remains at the position of Attention after the completion of the Presentation and Honors. The reviewing officer joins the commander of troops to inspect the command. When the commander of troops salutes the reviewing officer, the band commander conducts the band in appropriate inspection music. If it is apparent that the reviewing party will pass in front of the band, the band commander faces about. The band commander and drum major execute Eyes Right and Salute. As the reviewing party comes into their line of sight, the band commander and drum major follow the party with their head and eyes. The band commander and drum major turn their heads until the reviewing party passes to their front. At this point, their head and eyes remain fixed. When the last officer of the reviewing party has cleared the left flank of the band, the band commander and drum major terminate their

salutes. The band commander faces about and resumes conducting the inspection music. After passing in front of the troops, the inspection party continues along the rear of the troops. As the reviewing party nears the left flank of the band, the band commander directs the band to play softly. The band continues to play softly as the reviewing party halts at the right of the band. When the reviewing party steps off, the band commander faces about. After the reviewing party has passed in front of the band, the band commander faces about to face the band and continues conducting the inspection music. The band commander brings the band back to its normal volume level. The band continues to play until all members of the reviewing party have returned to their original positions.

HONORED PERSONS AND COLORS FORWARD

B-123. When the reviewing officer returns to his post, the commander of troops directs BRING YOUR UNITS TO ATTENTION. The band assumes the position of Attention on the command of the unit commander to the immediate left of the band. After all units are at Attention, the commander of troops commands PERSONS TO BE HONORED AND COLORS CENTER, MARCH. On the command PERSONS TO BE HONORED AND COLORS CENTER, the band commander signals Instruments Up. On the command MARCH, the band begins to play a march and continues playing until the detachment halts in front of the reviewing officer. The band commander should Cut Off the band when the detachment halts. If time permits, the band commander faces about.

HONORS TO THE NATION

B-124. When the commander of troops passes around the right flank of the detachment, the band commander faces about (towards the band). When the commander of troops returns to his post, he directs BRING YOUR UNITS TO ATTENTION AND PRESENT ARMS. The band commander signals Instruments Up when the unit commander to the immediate left of the band commands PRESENT, ARMS. The drum major salutes. If a ceremony has a large number of troops participating, the band commander may (at his discretion) signal Instruments Up on the command of the last unit commander. On the execution of the hand salute by the commander of troops, the band commander begins conducting the *National Anthem*. Upon completion of the music, the band commander faces about and salutes. Instruments remain in the playing position. When the unit commander to the immediate left of the band commands ORDER, ARMS, the band commander and drum major terminate their salutes. Band members execute Instruments Down in cadence with the command ORDER, ARMS. At the command of the unit commander to the immediate left of the band, the band assumes the position of Parade Rest.

CEREMONY

B-125. The awards, decorations, or retirement ceremony takes place at this time.

REMARKS

B-126. Remarks may be made at this time. In some instances, the detachment is posted prior to the remarks. The units are brought to attention before the colors are moved and returned to Parade Rest when the colors are back in their original position.

HONORED PERSONS AND COLORS POST

B-127. Upon completion of the remarks, the commander of troops brings his staff to Attention, faces about, and directs BRING YOUR UNITS TO ATTENTION. Unit commanders face about and command COMPANY (BATTALION), ATTENTION, and then face about. The band comes to Attention at the command of the unit commander to the immediate left of the band. The commander of troops faces about and commands DETACHMENT, POST, MARCH. On the command POST, the following occurs simultaneously: the band commander signals Instruments Up; the Colors reverse and halt; awardees and/or retirees execute a Right Face; and guidon bearers and/or company commanders execute an About Face. On the command MARCH, the band begins to play a march, and colors and awardees step off. When all elements have returned to their positions, the band commander Cuts Off the band and signals Instruments Down. The band remains at the position of Attention. The band commander and drum major Change Posts for the March in Review.

MARCH IN REVIEW

Moving the Band onto the Line of March

B-128. Upon the completion of the remarks, the commander of troops commands his staff and himself to ATTENTION, faces about, and directs BRING YOUR UNITS TO ATTENTION. Unit commanders face about and command COMPANY (BATTALION), ATTENTION and face back to the front. At the command of the unit commander to the immediate left of the band, the band assumes the position of Attention. The band commander and drum major Change Posts. When the units are at Attention, the commander of troops faces the reviewing officer, who directs PASS IN REVIEW. The commander of troops faces about and directs PASS IN REVIEW. The drum major commands Right, Face and Forward, March. The band is marched to a position that enables it to move straight forward onto the line of march without turning. The drum major then commands Band, Halt; and Left, Face, and then signals Instruments Up. The band may do the Halt, Left Face, and Instruments Up automatically in cadence.

Stepping Off

B-129. When the band is ready to step off playing, the commander of the leading element of troops commands RIGHT TURN (the drum major then supplements FORWARD), MARCH, loud enough for the drum major to hear. The drum major, at the command MARCH, signals the downbeat and the band steps off playing. The band follows the prescribed route for the Pass in Review ([Figure B-21](#)).

Eyes Right

B-130. When the drum major reaches the eyes right marker, the band commander and the drum major execute Eyes Right and Salute. Honors are not rendered by the band members at anytime during the March in Review. The band simply continues to play music without interruption. When the band commander reaches the ready front marker, both the band commander and drum major terminate their salutes, and execute Ready Front.

Centering the Band on the Reviewing Stand

B-131. When the last rank of the band is approximately six steps past the ready front marker, the drum major signals three Left Turns in sequence. The drum major Halts the band when it is facing and centered on the reviewing stand. The first rank should be at least 12 steps from the left flank of the marching troops. As the colors pass the reviewing stand, the band commander and drum major salute and return to order arms in cadence with the reviewing officer. The band continues to play marching music without interruption.

ENDING SEQUENCE

B-132. When the last element of troops executes READY, FRONT, the drum major signals a Cut Off and instruments remain in the playing position while the drum section plays an eight-bar cadence. On the first downbeat following the cadence, the band begins to play (in place) the official version of *The Army Goes Rolling Along*, beginning at the introduction. On the second time through letter A, the drum major signals Forward, March and Left Turn onto the line of march. The band continues to play through the end of the chorus. Band commanders will modify this arrangement to provide a cadential ending by prolonging the tonic chord on the downbeat on the second measure before D for three full beats. At the conclusion of *The Army Goes Rolling Along*, the band stops playing and concludes the ceremony with drum cadence only. Bands may play music representative of the command before playing *The Army Goes Rolling Along*.

CONCLUSION

B-133. At the conclusion of *The Army Goes Rolling Along*, the commander of troops and the reviewing officer face each other and exchange salutes. This officially terminates the ceremony.

REVIEW WITH CHANGE OF COMMAND, ACTIVATION, OR INACTIVATION

FORMATION OF TROOPS

B-134. The band normally stands on the final line 12 steps to the right of the marker for the right flank unit. The drum major forms and aligns the band. The band commander receives the band. Prior to the start of the ceremony, the band commander brings the band to Parade Rest. The band commander then faces about, assumes the position of Parade Rest, and waits for the adjutant to direct SOUND ATTENTION. The band may play pre-ceremonial music prior to the beginning of the review. In this case, the band commander brings the band to Parade Rest prior to the start of the ceremony. The band commander then faces about, assumes the position of Parade Rest, and waits for the adjutant to direct SOUND ATTENTION.

Attention

B-135. The adjutant directs SOUND ATTENTION while posted three steps from the left flank of the band. The band commander commands the band to Attention. With the band at Attention, the band commander signals Instruments Up for the trumpet section only. The band commander conducts *Attention*, signals Instruments Down, and waits for the adjutant's directive to SOUND ADJUTANT'S CALL.

Adjutant's Call

B-136. Troop commanders bring their troops to Attention. When all units are at Attention, the adjutant directs SOUND ADJUTANT'S CALL. The band commander signals Instruments Up. The band commander conducts *Adjutant's Call*. When the unit commander at the immediate left of the band commands FORWARD, MARCH, the band begins to play marching music. The adjutant moves to his post. If the troops are on the final line prior to the start of the review, a march is not played immediately following *Adjutant's Call*.

Sound Off (Optional)

B-137. When all units are on the final line at the position of Attention, the band commander Cuts Off the band. The adjutant directs BRING YOUR UNITS TO PARADE, REST. The band stays at the position of Attention and the band commander and drum major Change Posts. Once all troops are at Parade Rest, the adjutant directs SOUND OFF. The adjutant remains facing the troops and comes to Parade Rest. After the adjutant directs SOUND OFF, the drum major signals Instruments Up. The drum major commands SOUND OFF and conducts the Sound Off Chords (tonic, dominant seventh, and tonic). After playing the Sound Off Chords, the band steps off playing a march. The drum major signals a Left Turn to march the band in front of the troops ([Figure B-20](#)). At the left of the line, the drum major signals Countermarch and

marches the band back down the line of troops. At the appropriate time, the drum major signals a Right Turn and a Countermarch to return the band to its starting position. When the band has reached its starting position, the drum major signals Mark Time and Halt. At an appropriate place in the music, the drum major signals Cut Off, commands SOUND OFF, directs the Sound Off Chords again, and signals Cut Off and Instruments Down. The drum major and the band commander Change Posts. Sound Off is an optional part of the Review. It may also be eliminated or performed in place when ceremonies are indoors, during inclement weather, or when space is limited.

Reporting to the Commander of Troops

B-138. Once the Sound Off is completed, the adjutant directs BRING YOUR UNITS TO ATTENTION AND PRESENT ARMS. The band commander and drum major salute on the command of the unit commander to the immediate left of the band. The adjutant presents the command to the commander of troops and takes his post. The commander of troops directs BRING YOUR UNITS TO ORDER ARMS. The band commander and drum major terminate their salutes on the command of the unit commander to the immediate left of the band. If the reviewing officer has not taken his post, the commander of troops directs BRING YOUR UNITS TO PARADE REST. The commander of troops directs BRING YOUR UNITS TO ATTENTION before the reviewing officer arrives. When the band commander and drum major move at the command of the adjutant or the commander of troops, the following statements apply:

- If the adjutant or commander of troops gives the command directly, the band commander and drum major move at his command.
- If the adjutant or commander of troops directs the command, the band commander and drum major move at the command of the unit commander to the immediate left of the band.

PRESENTATION AND HONORS

B-139. When the reviewing officer has halted at his post, the commander of troops faces about and directs BRING YOUR UNITS TO PRESENT ARMS. If honors are required, the band commander signals Instruments Up when the unit commander to the immediate left of the band commands PRESENT, ARMS. The drum major salutes. If a ceremony has a large number of troops participating, the band commander may (at his discretion), signal Instruments Up on the command of the last unit commander. The salute of the commander of troops is the signal to play the required number of *Ruffles and Flourishes*. This is followed by the *General's March* or other music as prescribed in [AR 600-25](#). If a cannon salute is part of the personal

honors, the first cannon is fired when the first note of the music is played. Upon completion of the music, the band commander faces about and salutes. Instruments remain in the playing position. After the completion of the presentation and honors, the commander of troops directs BRING YOUR UNITS TO ORDER ARMS AND PARADE REST. When the unit commander to the immediate left of the band commands ORDER, ARMS, the band commander and drum major terminate their salutes. Band members execute Instruments Down in cadence with the command ORDER ARMS. If honors are not required, the band commander and drum major salute when the commander of the unit to the immediate left of the band commands PRESENT, ARMS. When the unit commander to the immediate left of the band commands ORDER, ARMS, the band commander and drum major terminate their salutes.

INSPECTION

B-140. When the inspection is included, the band remains at the position of Attention after the completion of the Presentation and Honors. The reviewing officer joins the commander of troops to inspect the command. When the commander of troops salutes the reviewing officer, the band commander conducts the band in appropriate inspection music. If it is apparent that the reviewing party will pass in front of the band, the band commander faces about. The band commander and drum major do Eyes Right and Salute. As the reviewing party comes into their line of sight, the band commander and drum major follow the party with their head and eyes. The band commander and drum major turn their heads until the reviewing party passes to their front. At this point, their head and eyes remain fixed. When the last officer of the reviewing party has cleared the left flank of the band, the band commander and drum major terminate their salutes. The band commander faces about and resumes conducting the inspection music. After passing in front of the troops, the inspection party continues along the rear of the troops. As the reviewing party nears the left flank of the band, the band commander directs the band to play softly. The band continues to play softly as the reviewing party halts at the right of the band. When the reviewing party steps off, the band commander faces about. After the reviewing party has passed in front of the band, the band commander faces about to face the band and continues conducting the inspection music. The band commander brings the band back to its normal volume level. The band continues to play until all members of the reviewing party have returned to their original positions.

COLORS FORWARD

B-141. When the reviewing officer returns to his post, the commander of troops directs BRING YOUR UNITS TO ATTENTION. The band comes to Attention on the command of the unit commander to the

immediate left of the band. The band commander faces the band. After all units are at Attention, the commander of troops commands **COLORS CENTER, MARCH**. On the preparatory command **COLORS CENTER**, the band commander signals Instruments Up. On the command of execution **MARCH**, the band begins to play a march and continues to play until the detachment halts in front of the reviewing officer. The band commander should Cut Off the band when the detachment halts. If time permits, the band commander faces about.

HONORS TO THE NATION

B-142. The commander of troops faces the troops and directs **BRING YOUR UNITS TO ATTENTION AND PRESENT ARMS**. The band commander signals Instruments Up when the unit commander to the immediate left of the band commands **PRESENT, ARMS**. The drum major salutes. If a ceremony has a large number of troops participating, the band commander may (at his discretion) signal Instruments Up on the command of the last unit commander. On the execution of the hand salute by the commander of troops, the band commander begins conducting the *National Anthem*. Upon completion of the music, the band commander faces about and salutes. Instruments remain in the playing position. When the unit commander to the immediate left of the band commands **ORDER, ARMS**, the band commander and drum major terminate their salutes. Band members execute Instruments Down in cadence with the command **ORDER, ARMS**. At the command of the unit commander to the immediate left of the band, the band assumes the position of Parade Rest.

CEREMONY

B-143. The change of command, activation, or inactivation ceremony takes place at this time.

REMARKS

B-144. Remarks may be made at this time. In some instances, the detachment is posted prior to the remarks. The units are brought to attention before the colors are moved and return to Parade Rest when the colors are back to their original position.

COLORS POST

B-145. Upon the completion of the remarks, the commander of troops brings his staff to Attention, faces about, and directs **BRING YOUR UNITS TO ATTENTION**. Unit commanders face about and command **COMPANY (BATTALION), ATTENTION**, and then face about. The band comes to Attention on the command of the unit commander to the immediate left of the band. The commander of troops faces about and commands **COLORS POST, MARCH**. On the command **POST**, the following occurs simultaneously: the band commander signals Instruments Up; the Colors reverse march and halt; and guidon bearers and/or company commanders execute an About Face. On the command

MARCH, the band begins to play a march until the colors are returned to their original position. The band commander Cuts Off the band, signals Instruments Down, and faces about. The band remains at the position of Attention. The band commander and drum major Change Posts for the March in Review.

MARCH IN REVIEW

Moving the Band onto the Line of March

B-146. Upon the completion of the remarks, the commander of troops commands his staff and himself to ATTENTION, faces about, and directs BRING YOUR UNITS TO ATTENTION. Unit commanders face about and command COMPANY (BATTALION), ATTENTION and face back to the front. At the command of the unit commander to the immediate left of the band, the band assumes the position of Attention. The band commander and drum major Change Posts. When the units are at Attention, the commander of troops faces the reviewing officer, who directs PASS IN REVIEW. The commander of troops faces about and directs PASS IN REVIEW. The drum major commands Right, Face and Forward, March. The band is marched to a position that enables it to move straight forward onto the line of march without turning. The drum major then commands Band, Halt; and Left, Face, and then signals Instruments Up. The band may do the Halt, Left Face, and Instruments Up automatically in cadence.

Stepping Off

B-147. When the band is ready to step off playing, the commander of the leading element of troops commands RIGHT TURN (the drum major then supplements FORWARD), MARCH, loud enough for the drum major to hear. The drum major, at the command MARCH, signals the downbeat and the band steps off playing. The band follows the prescribed route for the Pass in Review ([Figure B-21](#)).

Eyes Right

B-148. When the drum major reaches the eyes right marker, the band commander and the drum major executes Eyes Right and Salutes. Honors are not rendered by the band members at anytime during the March in Review. The band simply continues to play music without interruption. When the band commander reaches the ready front marker, both the band commander and drum major terminate their salutes, and execute Ready Front.

Centering the Band on the Reviewing Stand

B-149. When the last rank of the band is approximately six steps past the ready front marker, the drum major signals three Left Turns in sequence. The drum major halts the band when it is facing and

centered on the reviewing stand. The first rank should be at least 12 steps from the left flank of the marching troops. As the colors pass the reviewing stand, the band commander and drum major salute and return to order arms in cadence with the reviewing officer. The band continues to play marching music without interruption.

ENDING SEQUENCE

B-150. When the last element of troops executes READY, FRONT, the drum major signals a Cut Off and instruments remain in the playing position while the drum section plays an eight-bar cadence. On the first downbeat following the cadence, the band begins to play (in place) the official version of *The Army Goes Rolling Along*, beginning at the introduction. On the second time through letter A, the drum major signals Forward, March and Left Turn onto the line of march. The band continues to play through the end of the chorus. Band commanders will modify this arrangement to provide a cadential ending by prolonging the tonic chord on the downbeat on the second measure before D for three full beats. At the conclusion of *The Army Goes Rolling Along*, the band stops playing and concludes the ceremony with drum cadence only. Bands may play music representative of the command before playing *The Army Goes Rolling Along*.

CONCLUSION

B-151. At the conclusion of *The Army Goes Rolling Along*, the commander of troops and the reviewing officer face each other and exchange salutes. This officially terminates the ceremony.

MOUNTED REVIEW

B-152. For mounted reviews, the band is formed dismounted and stands 25 yards to the left and five yards to the rear of the reviewing officer. All troops and vehicles form and take position on line before *Adjutant's Call*. When the adjutant has determined that all units are on line, he will command or signal the band commander to SOUND ADJUTANT'S CALL, which is the signal that the review has begun. The band does not play a march after sounding *Adjutant's Call*. The review then proceeds as prescribed for a dismounted review. The rendition of music by the band for sound off, personal honors, retreat, decoration and awards, and pass in review follow the same procedure as outlined for a dismounted review.

SPECIAL REVIEW

B-153. A special review is a review conducted by composite or representative units. This ceremony replaces a standard review when a

larger formation is not practical or the field is too small to allow full movement. It is essentially the same as a battalion or larger review, with some exceptions.

- The troops are formed on the final line.
- Attention and Adjutant's Call are not sounded.
- Neither the adjutant nor a staff participate.
- The commander of troops gives commands rather than directives.
- During the pass in review, the drum major positions the band in front of the reviewing officer by signaling a Left Turn at a point midway between the final line and reviewing line (Figure B-22). The drum major signals a Right Turn to center the band on the reviewing officer.

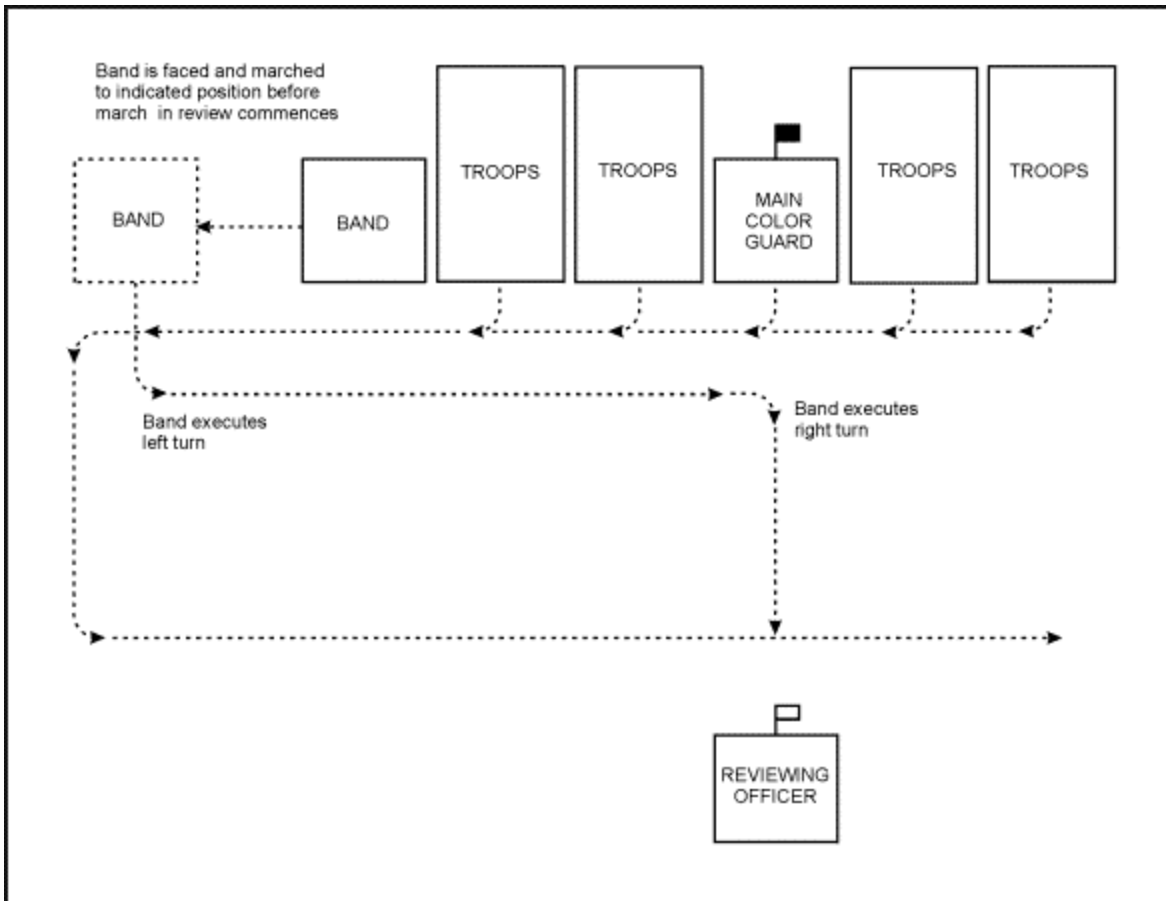


Figure B-22. Pass In Review - Special Review

PARADES

B-154. Preparing troops for a parade is similar to preparing them for a review. In a parade, however, the troop commander is also the reviewing officer. The band performs a sound off. The inspection is omitted. A report is rendered. Orders are published. Officers and guidons march forward and center on the commander of troops. A parade consists of the following steps in the sequence indicated: formation of troops; sound off; retreat (when scheduled); honors to the nation; reports; publishing of orders; officers center (post); pass in review; and the conclusion. When *Retreat* is part of a parade, honors to the nation immediately follow *Retreat*.

CEREMONIAL BATTALION PARADE

Formation of Troops

B-155. The band forms in the same manner as for a review. *Attention*, *Adjutant's Call*, and a march to move the battalion forward are performed as in a review.

Sound Off

B-156. Immediately following the march, the band commander and drum major Change Posts. When the battalion is at Parade Rest, the adjutant directs SOUND OFF. After the adjutant directs SOUND OFF, the drum major signals Instruments Up. The drum major commands SOUND OFF and conducts the Sound Off Chords (tonic, dominant seventh, and tonic). After playing the Sound Off Chords, the band steps off playing a march. The drum major signals a Left Turn to march the band in front of the troops ([Figure B-23](#)). At the left of the line, the drum major signals Countermarch and marches the band back down the line of troops. At the appropriate time, the drum major signals a Right Turn, and a Countermarch to return the band to its starting position. When the band has reached its starting position, the drum major signals Mark Time and Halt. At an appropriate place in the music, the drum major signals Cut Off, commands SOUND OFF, directs the Sound Off Chords again, and signals Cut Off and Instruments Down. The drum major and the band commander Change Posts. Sound Off may be eliminated or performed in place when ceremonies are indoors, during inclement weather, or when space is limited.

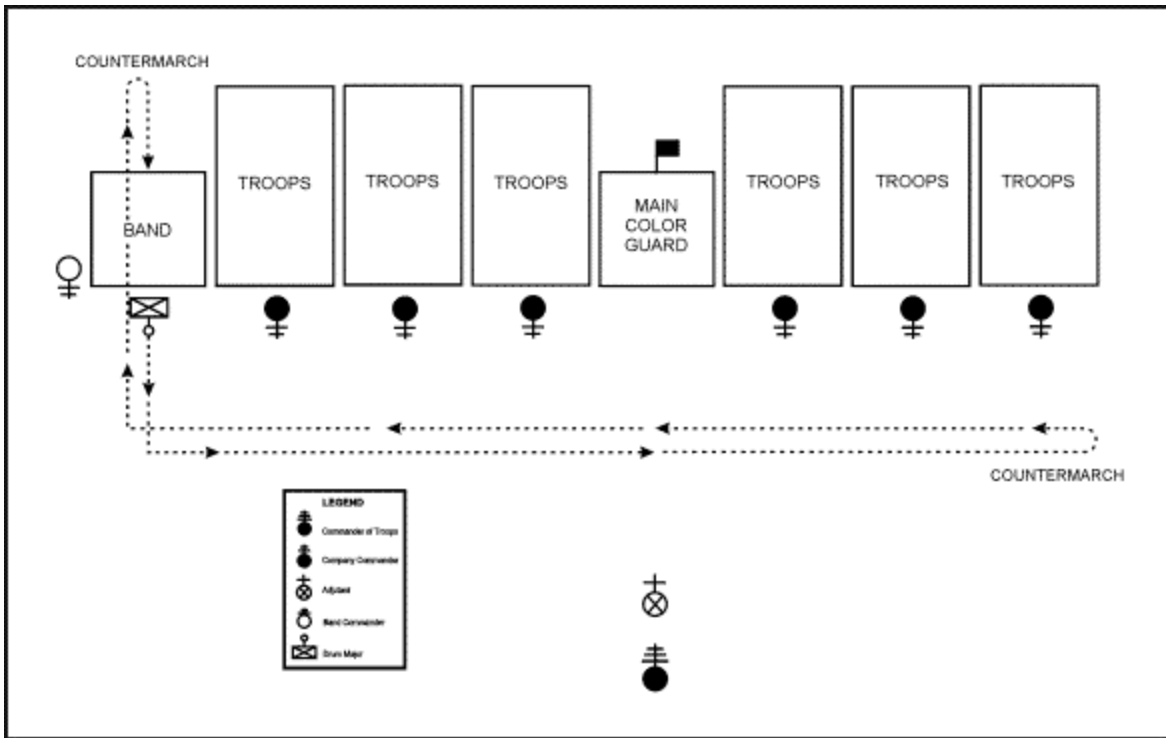


Figure B-23. Sound Off - Parades

Retreat

B-157. When scheduled, retreat will occur at this point. When the adjutant directs SOUND RETREAT, the band commander signals Instruments Up for the trumpet section only and conducts *Retreat*. If the parade does not include sound off, the adjutant directs SOUND RETREAT. When the adjutant assumes Parade Rest, the trumpets sound *Retreat*. Immediately after *Retreat*, the adjutant directs ATTENTION and PRESENT, ARMS. When the unit commander to the immediate left of the band commands PRESENT, ARMS, the drum major salutes and the band commander signals Instruments Up. When the adjutant salutes, the band commander begins conducting *To The Color*. Upon completion of the music, the band commander faces about and salutes. Instruments remain in the playing position. The band commander and drum major terminate their salutes on the command ORDER, ARMS, given by the unit commander to the immediate left of the band. Band members execute Instruments Down in cadence at the command ORDER, ARMS.

Honors to the Nation

B-158. If retreat is not scheduled, the adjutant directs BRING YOUR UNITS TO ATTENTION AND PRESENT ARMS after completion of the Sound Off. The band commander signals Instruments Up and the

drum major salutes when the commander of the unit to the immediate left of the band commands PRESENT, ARMS. When the adjutant salutes, the band commander begins conducting the *National Anthem*. Upon completion of the music, the band commander faces about and salutes. Instruments remain in the playing position. When the unit commander to the immediate left of the band commands ORDER, ARMS, the band commander and the drum major terminate their salutes. Band members execute Instruments Down in cadence at the command ORDER, ARMS.

Reports

B-159. The adjutant reports to the commander of troops. The adjutant receives reports from the units. The adjutant reports again to the commander of troops.

Publishing of Orders

B-160. The adjutant reads the orders.

Officers Center (Post)

B-161. Unit commanders command PARADE REST. The band remains at Attention. The band commander faces the band. The adjutant commands OFFICERS CENTER, MARCH. On the command MARCH, the band plays a march until the officers are in front of the commander. The officers salute. The battalion commander gives all necessary instructions and then commands OFFICERS POST, MARCH. On the command MARCH, the band begins to play a march. The band commander ends the music when the last officer assumes Parade Rest. The band commander and drum major Change Posts.

Pass in Review

B-162. The battalion commander directs BRING YOUR UNITS TO ATTENTION. When all units are at Attention, the battalion commander directs PASS IN REVIEW. The pass in review proceeds as in a review.

Conclusion

B-163. The conclusion is the same as in a Review. The completion of *The Army Goes Rolling Along* officially ends the ceremony.

CEREMONIAL BRIGADE PARADE

B-164. The ceremonial brigade parade is a battalion parade with the following changes: brigade commander replaces the battalion commander and brigade replaces battalion in the description; the band troops the line by marching in front of the battalion commanders and the line of troops.

STREET PARADE

B-165. The troop elements are formed as described in [FM 22-5](#). If the band participates as part of its parent organization, it forms behind the organization commander and his staff. If the band marches as a

separate unit, it is the leading element of the column. If more than one band participates, the bands should be far enough apart so that their cadences do not conflict.

Step-Off

B-166. The parade steps off at the command of the first troop element commander. On his command, the drum major signals the downbeat. The band steps off playing.

Honors

B-167. If the individual reviewing the parade is entitled to honors, the drum major signals a Cut Off so that honors will begin as the first rank reaches the eyes right marker. On the next accented beat after the Cut Off, and without a signal from the drum major, the band plays the required number of *Ruffles and Flourishes*. The *General's March* or *Flag Officer's March* is not played at this time. The band commander and drum major salute. At the conclusion of the honors, on the next accented beat, the band plays a previously designated march. The band plays honors only if the band commander has been officially informed of the requirement.

At the Reviewing Stand

B-168. After passing the reviewing stand, the band may turn out of the line of march to furnish music for the troop elements (see [Figure B-24](#)). The band returns to the line of march when the last of its assigned troop elements has passed the reviewing stand. To accomplish these movements, the drum major signals a Right (or Left) Turn when the last rank of the band is six steps past the reviewing stand. After the band clears the line of march, it Countermarches and Halts. The band commander and drum major salute when the National Color passes. No *Ruffles and Flourishes* are played at this time. When the last troop element to which the band has been assigned has cleared the reviewing stand, the band marches on to the line of march, executes the necessary turn, and follows the troop elements.

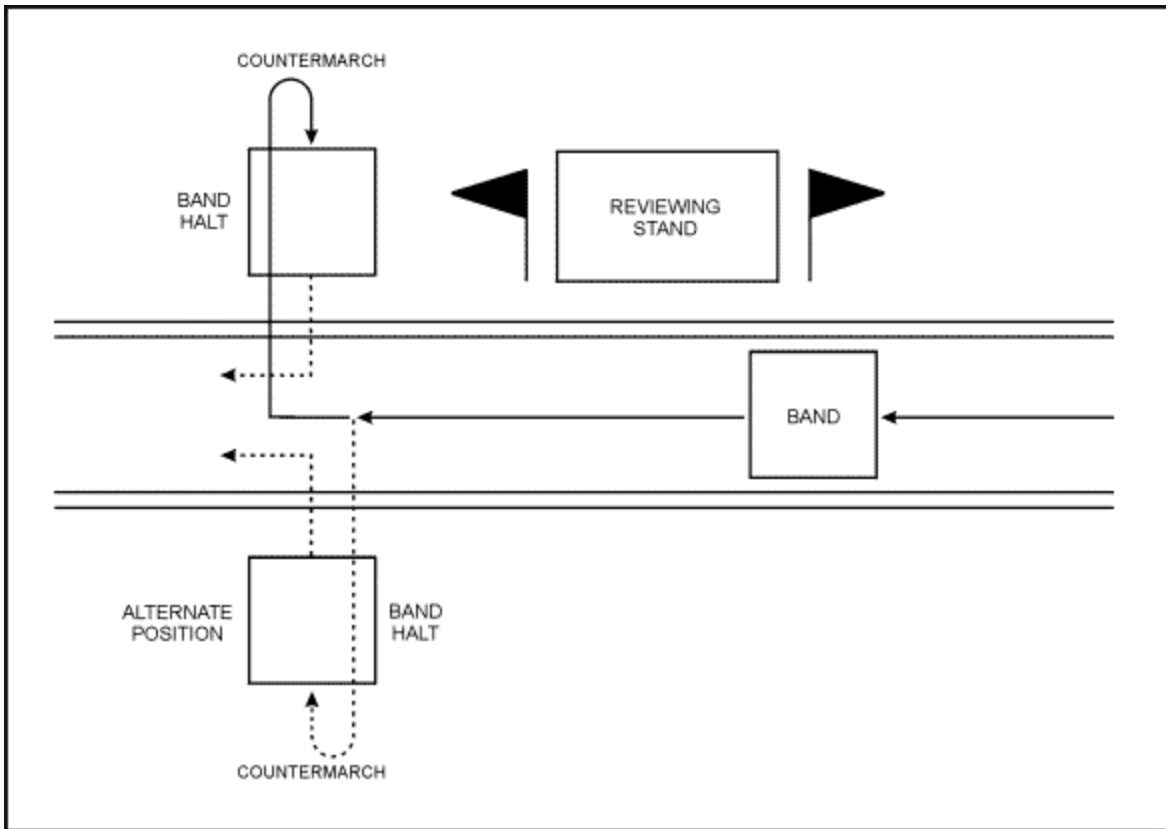


Figure B-24. Street Parade

HONOR CORDON

B-169. Honor cordon ceremonies may be used when welcoming or bidding farewell to distinguished visitors. A select group of soldiers is designated to honor the distinguished visitors and provide security at the immediate arrival or departure site. The honor cordon normally consists of two squads, a senior sergeant, a cordon commander, and a host. When deemed appropriate, the commander may elect to use a band, Colors, and distinguishing flags. When a band is part of the arrival or departure ceremonies, it is positioned as shown in [Figure B-25](#). The band plays appropriate music during the ceremony.

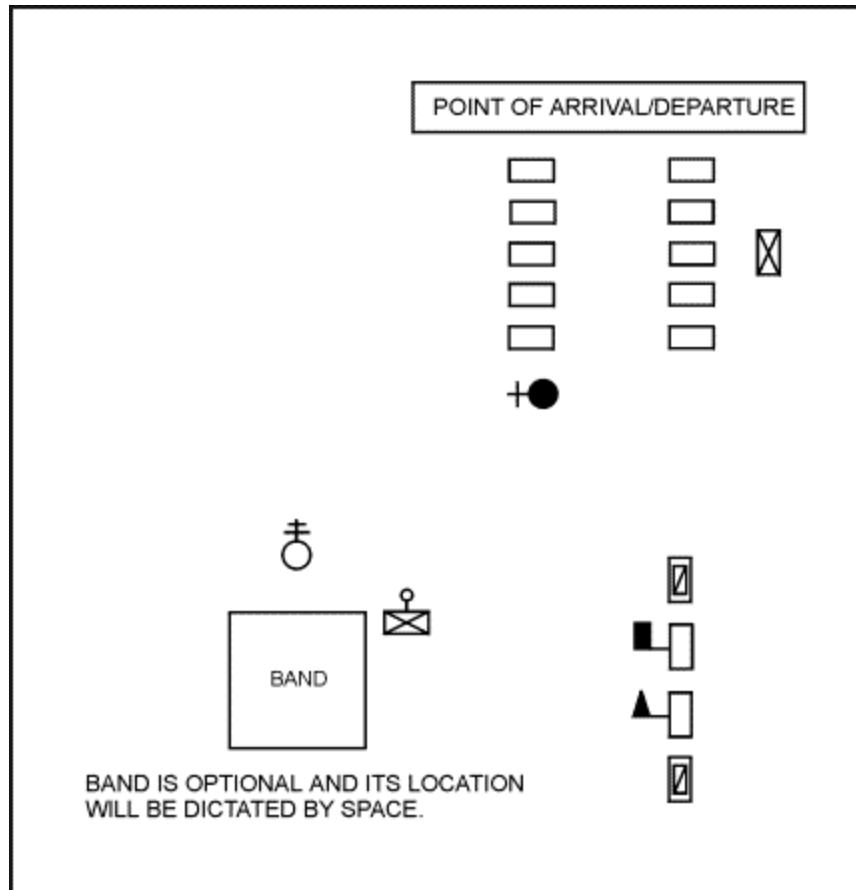


Figure B-25. Honor Cordon Arrival and Departure Formation

HONOR GUARD

B-170. Honor guards are used to render personal honors to military or civilian persons of high rank or position upon their arrival at, or their departure from a military command. Honor guards are not a substitute for those ceremonies appropriate in a review or parade.

FORMATION OF TROOPS AND RECEPTION OF HONOREE

B-171. The band forms on the line of troops 12 steps to the right of the guard of honor. At the approach of the person to be honored, the honor guard commander commands HONOR GUARD, ATTENTION. The band comes to Attention. The honoree takes the position 20 steps in front of and facing the honor guard commander. The honor guard commander faces about and commands PRESENT, ARMS. When he faces about, the band commander faces the band. When the honor guard commander commands PRESENT, ARMS, the band commander signals Instruments Up.

HONORS

B-172. At the honor guard commanders salute, the band commander conducts the appropriate number of *Ruffles and Flourishes*, followed by the *General's March*, the *Flag Officer's March*, or other music as prescribed by [AR 600-25](#). After ending the music, the band commander faces about and salutes. Instruments remain in the playing position. On the command ORDER, ARMS, the band commander and drum major terminate their salutes. Band members execute Instruments Down in cadence with the command ORDER, ARMS.

INSPECTION

B-173. As the host and honoree march forward and halt in front of the honor guard commander, the band commander faces the band and signals Instruments Up. When the honor guard commander salutes the honoree, the band commander begins conducting appropriate inspection music. The music used for inspection should be carefully selected. Usually a march is played, but some commanders prefer other types of music. Since there is likely to be considerable discussion between the host and the honoree, the band commander should maintain a moderate level of volume. After starting the inspection music, the band commander faces about. The inspection begins at the right front of the band. The band commander does not salute but remains facing the front. After the last member of the reviewing party has passed the left flank of the band, the band commander faces about and resumes conducting the inspection music. After passing in front of the troops, the inspecting party continues along the rear of the troops. As the reviewing party nears the left flank of the band, the band commander directs the band to play softly. The band continues to play softly as the reviewing party halts at the right of the band. When the reviewing party steps off again, the band commander faces about. After the reviewing party has passed the front of the band, the band commander faces about (toward the band) and continues conducting the inspection music. The band commander brings the band back up to its normal volume level. The band continues to play until all members of the reviewing party have returned to their original positions.

HONORS TO THE NATION

B-174. When the honor guard commander commands PRESENT, ARMS, the band commander signals Instruments Up. The drum major salutes. As the honor guard commander salutes, the band plays honors to the nation. If the honoree is a foreign dignitary, the band plays the national anthem of his country first, followed by an approximate three-second drum roll, followed by the *National Anthem*. Instruments remain in the playing position. On the command ORDER, ARMS, the band commander and drum major terminate their salutes. Instruments remain in the playing position. When the honor guard commander faces about, the band commander faces about (toward the band). The band plays one chorus of *The Army Goes Rolling Along* beginning at

the introduction. Band commanders will modify this arrangement to provide a cadential ending by prolonging the tonic chord on the downbeat of the second measure before D for three full beats. At the completion of *The Army Goes Rolling Along*, the band commander signals Instruments Down, and faces about. The honor guard commander salutes and announces SIR, THIS COMPLETES THE CEREMONY. The honor guard remains at Attention until the honoree has departed. The band may play incidental music while the honoree is being introduced to the staff and other guests.

FORMAL GUARD MOUNT

B-175. The guard mount ceremony is held to inspect the new guard, to assign new officers and noncommissioned officers according to rank, and to issue necessary instructions or special orders. The band's participation in a Formal Guard Mount is outlined in [FM 22-6](#), Chapter 6, Section VI.

FORMATION OF GUARD

B-176. The band stands 12 steps to the right of the marker for the right flank of the guard. The drum major Forms And Aligns the band. The band commander receives the band. If the guard is not in the vicinity of the parade grounds, *Attention* should be sounded at the adjutant's command. From his post in front of the area where the guard is to be formed, the adjutant signals or commands SOUND ADJUTANT'S CALL. The band commander signals Instruments Up and conducts *Adjutant's Call*, followed by an appropriate march. When the guard has reached a point approximately six steps from its position on line, the band commander Cuts Off the band so that members of the guard can hear the command HALT given by the sergeant of the guard. The band commander brings the band to Parade Rest, faces about, and assumes Parade Rest.

INSPECTION

B-177. When the adjutant completes the assignment of officers and noncommissioned officers, he returns to his post, faces the guard, and commands POST. At this command, the band commander comes to Attention. The adjutant commands PREPARE FOR INSPECTION. At this time the band commander conducts the band in appropriate inspection music. The adjutant inspects the guard. When the adjutant has completed the inspection and has taken his position, the band commander Cuts Off the band and Changes Posts with the drum major. If there are two platoons of guards, the band commander waits until both officers have taken their respective positions before cutting off the band and changing posts with the drum major. The band is not inspected during a formal guard mount ceremony.

SOUND OFF

B-178. The adjutant, from his position 35 steps in front of and facing the guard, commands GUARD, ATTENTION; PARADE REST; SOUND OFF. At the command SOUND OFF, the band begins the Sound Off sequence, as described previously under Ceremonial Battalion Parade.

MARCH IN REVIEW

B-179. After the Sound Off, the adjutant comes to Attention and commands GUARD, ATTENTION, and PRESENT, ARMS. The band commander and drum major salute. The adjutant faces about, salutes, and reports, SIR, THE GUARD IS FORMED. The new officer of the day returns the salute and directs the adjutant to MARCH THE GUARD IN REVIEW, SIR. The adjutant faces about and commands ORDER, ARMS and RIGHT, FACE. On the command of execution FACE, the band executes a Right Face. It moves to the starting position as previously described for a Pass in Review. The adjutant takes his position three steps in front of the commander of the guard, the leader of the first platoon. The adjutant commands RIGHT SHOULDER, ARMS and FORWARD, MARCH. The band steps off playing. As the band marches past the reviewing officer, (new officer of the day), the band commander and drum major salute as described for a review. After passing the reviewing officer, the drum major signals three Left Turns in succession and halts the band centered on and facing the reviewing officer. The first rank should be at least 12 steps from the left flank of the marching troops as in a review. After the guard leaves the parade ground, the drum major cuts off the music and marches the band to its staging area.

FUNERALS

B-180. There are two types of military funerals. The first is with chapel service (followed by the march to the grave, or place of local disposition with the prescribed escort), and the second is with graveside service only.

HONORS

B-181. When present arms is given at a military funeral for a person entitled to honors, the band plays the prescribed number of *Ruffles and Flourishes* followed by the march appropriate to the grade of the deceased. This is not done when arms are presented at the close of the benediction at a graveside service. When honors are rendered, they are played at a tempo which preserves the solemn dignity of the ceremony (MM80-100).

GENERAL

B-182. The music selected for the procession from the chapel to the graveside should be well adapted melodically, harmonically, and

rhythmically for marching at a cadence of 100 steps per minute and should reflect the solemnity of the ceremony. All drum shells should be covered completely with black crepe. Snare drums should be muffled. Cymbals should not be used during ceremonial funeral music. All movements of the mace should be executed in a precise and dignified manner without flash or flourish. The drum major does not perform the mace swing while the band is marching or playing. The word chapel includes the church, home, or other place where services are held, exclusive of the graveside service. The word casket includes the receptacle containing the cremated remains of the deceased. Local conditions may necessitate changes in procedures as outlined for the following ceremonies. As practicable, conform with the instructions described in the following paragraphs.

FUNERAL WITH CHAPEL SERVICE

Before the Chapel Service

B-183. Prior to the set time for the service, the escort and band form in line opposite to and facing the chapel. The band forms on the flank toward which it is to march. When the hearse bearing the casket approaches the chapel, the escort commander brings the band and escort to Attention. The hearse stops directly in front of the chapel entrance to move the casket into the chapel. When the pallbearers lift the casket from the hearse, the escort commander commands PRESENT, ARMS. The drum major salutes. The band plays Honors, if required, followed by a hymn or sacred song. The band gradually decreases volume and ceases playing at the end of a phrase when the casket enters the chapel. The band commander faces about and salutes. Instruments remain in the playing position. When the escort commander commands ORDER, ARMS, the band commander and drum major terminate their salutes. Band members execute Instruments Down in cadence with the command ORDER, ARMS. The escort commander commands AT EASE.

After the Chapel Service

B-184. After the chapel service, the escort commander commands ATTENTION. When the casket comes into view, the escort commander commands PRESENT, ARMS. The drum major salutes and the band plays Honors if required. The band plays a hymn or sacred song until the casket is secured on the hearse. Upon completion of the hymn, the band commander faces about and salutes. Instruments remain in the playing position. The escort commander commands ORDER, ARMS. The band commander and drum major terminate their salutes and Change Posts. Band members execute Instruments Down in cadence at the command ORDER, ARMS. On the command

of the escort commander the entire formation faces the direction of march. If, for any reason, the band has been moved out of the line of march, it must return to the line of march before the funeral procession steps off.

The Funeral Procession

B-185. Procession Formation. The procession forms as shown in [Figure B-26](#).

- Escort commander
- Band
- Escort, including Colors, firing squad, and bugler
- Honorary pallbearers (if riding in cars)
- Clergy
- Caisson and honorary pallbearers (if walking)
- Active pallbearers
- Personal color (if appropriate)
- Family
- Friends and patriotic or fraternal organizations

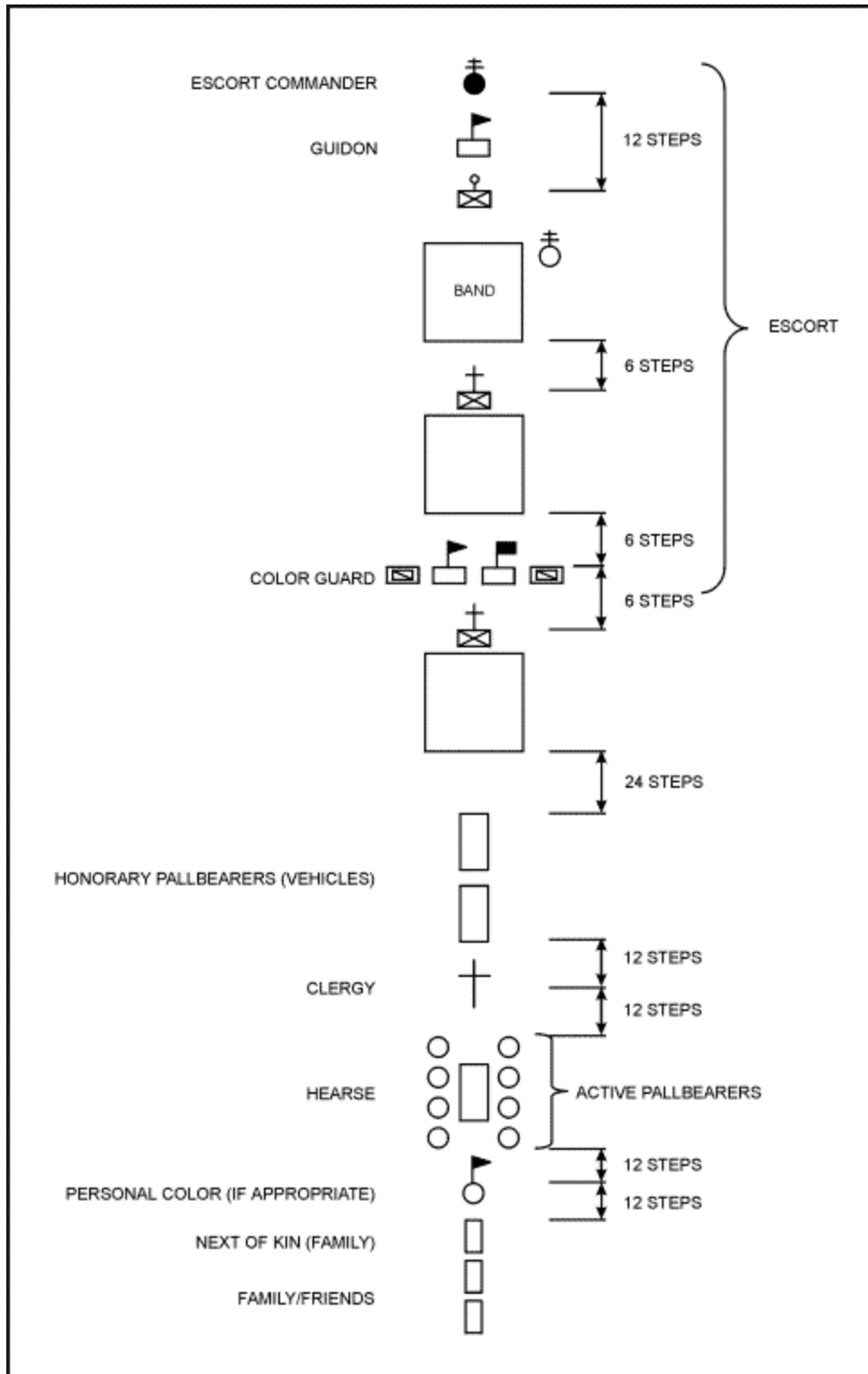


Figure B-26. Funeral Procession

Marching from the Chapel to the Grave

B-186. The band and escort march on the command of the escort commander. The band steps off playing a suitable march or the *Funeral Dirge Drum Cadence*. The march from the chapel to the grave is played at a tempo of 100 beats per minute. If the distance from the chapel to the grave is extremely great, the drum section gradually increases the tempo to 120 beats per minute. The escort marches at this cadence until it is a reasonable distance from the grave. The drum section gradually resumes the slower cadence. The band commander will instruct the escort commander and the band on these tempo changes before the ceremony. The band stops playing as the procession approaches the grave. The band moves to its assigned position in line with the escort and in view of the next of kin. The drum major verifies band alignment. The band commander and drum major Change Posts.

Moving the Casket to the Grave

B-187. When the casket is ready to be moved from the hearse, the escort commander commands PRESENT, ARMS. The drum major salutes. The band plays Honors, if required, and a sacred song or hymn as the casket is removed from the hearse. When the casket is placed over the grave, the band commander Cuts Off the band, faces about, and salutes. Instruments remain in the playing position. The escort commander commands ORDER, ARMS and the band commander and drum major terminate their salutes. Band members execute Instruments Down in cadence with the command ORDER, ARMS. The band commander, drum major, and band assume Parade Rest at the command of the escort commander. The bugler takes a position near the firing party.

Graveside Service

B-188. The graveside service of a general officer may include an artillery gun salute between the service and benediction. When the escort commander commands PRESENT, ARMS, the band commander and drum major salute. After the gun salute, the escort commander commands ORDER, ARMS. The band commander and drum major terminate their salutes.

Conclusion

B-189. At the conclusion of the graveside service and after the benediction, the escort commander commands ATTENTION, followed by ESCORT, PRESENT, ARMS. The band commander and drum major salute. The firing party fires three volleys and assumes the position of Present Arms at the command of the noncommissioned officer in charge of the party. Honors for general officers may substitute three salvos of artillery guns firing simultaneously for the rifle volleys. Immediately after the firing party has been brought to Present Arms, the bugler, positioned near the firing party and in view of the next of kin ([Figure B-26](#)), sounds *Taps*. At the conclusion of *Taps*, the bugler salutes and holds his salute until the firing party is

brought to Order Arms. After the command ORDER, ARMS, the band plays appropriate music as the flag is folded. The band and escort remain in position until the family moves from the graveside. On the command of the escort commander, the entire formation faces the direction of march. All units march from the graveside at a rim tap of 120 beats per minute. On the return march, the band does not play (except for the rim tap) in the vicinity of the graveside or when music may disturb other funeral processions.

GRAVESIDE SERVICE ONLY

B-190. The military elements participating in the graveside service are in position before the arrival of the casket. The sequence of events for a graveside service is the same as a funeral with chapel service beginning with [paragraph B-187](#) above. All elements of a military funeral are present except the caisson or hearse. If the family desires to eliminate other elements, the band may be omitted from the ceremony. In this event, the following elements are used:

- Clergy
- Officer or noncommissioned officer in charge
- Active pallbearers
- Firing party
- Bugler
- Personal color bearers (if appropriate)

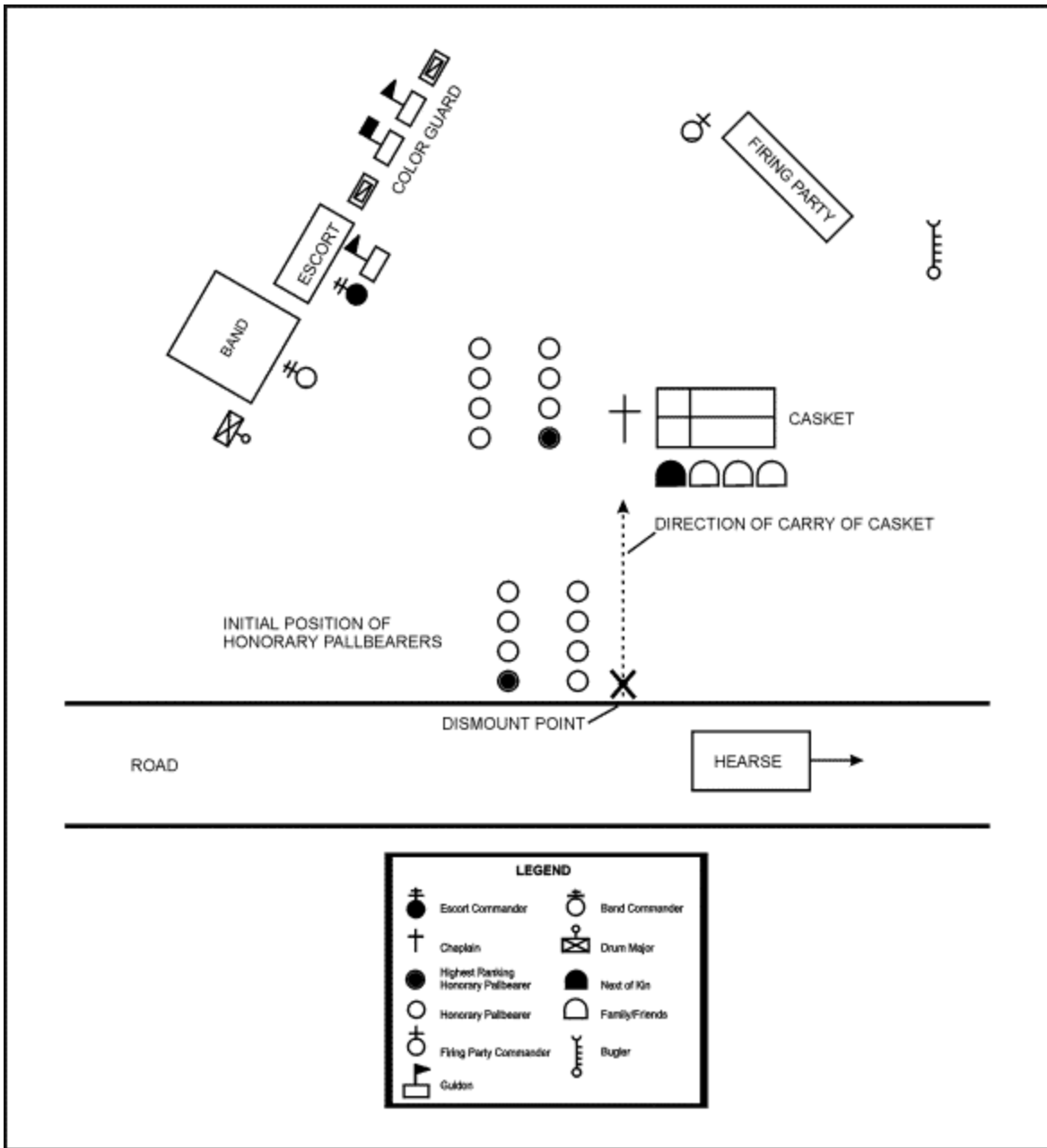


Figure B-27. Graveside Service